

LA EQUESTRIAN CENTER ||||| AUGUST 18th & 19th 2018

THE SUMMER

Finale

APPALOOSA + PINTO + ALL BREED

Champion of Champions Halter
FULL CLASS LIST

Adult Walk-jog divisions!

Reining, Ranch Horse & Games added!

Benefit Raffles for the Youth Team

BBQ & HiH Calcutta = \$\$\$\$\$

Win



Social

Saturday

Join us Saturday as we enjoy our
Annual ~~BBQ~~ & Hunter in Hand Calcutta!
— wine & cheese

Division Highpoints
Sponsored By:




COMPARE

TRIPLE CROWN.

TO

Photos & Design
FLAGUETPHOTO.COM



Pattern Book 8-2018

Stall Book
Toni Dean 760
dean@ranchpe.com

FOR PREMIUM, PATTERNS & ENTRIES VISIT SPOTTED VALLEY APPALOOSA.COM
Co Hosting clubs Spotted Valley Appaloosa Horse Club & California Appaloosa Horse Club

Summer Finale Show – Class List

Class Schedule for Saturday – August 18, 2018 Classes Begin at 8:00 a.m.

HALTER & SHOWMANSHIP

1. NP/Amateur Halter Mares
2. Weanling Fillies
3. Yearling Fillies
4. 2 Year Old Mares
5. 3 Year Old Mares
6. Aged Mares
7. Broodmares
8. Performance Horse Halter Mares ^^
ApHC GRAND & RESERVE MARES
Pinto GRAND & RESERVE MARES
All Breed GRAND & RESERVE MARES
9. FPD Halter Mares ^^
10. Youth Halter Mares
11. Youth Western Showmanship 18 & Under
12. Non Pro/Amateur Western Showmanship
13. Youth W/T 10 & Under Western Showmanship
14. NP/Amateur Halter Geldings
15. Weanling Geldings
16. Yearling Geldings
17. 2 Year Old Geldings
18. 3 Year Old Geldings
19. Aged Geldings
20. Performance Horse Halter Geldings ^^
ApHC GRAND & RESERVE GELDINGS
Pinto GRAND & RESERVE GELDINGS
All Breed GRAND & RESERVE GELDINGS
21. FPD Halter Geldings ^^
22. Youth Halter Geldings
23. Novice NP/Amateur Western Showmanship
24. Novice Youth Western Showmanship 18 & Under
25. Yth W/T 11-18 West Showmanship (not ApHC approved)
26. NP/Amateur Halter Stallions
27. Weanling Colts
28. Yearling Colts
29. 2 Year Old Stallions
30. 3 Year Old Stallions
31. Aged Stallions
32. Performance Horse Halter Stallions ^^
ApHC GRAND & RESERVE STALLIONS
Pinto GRAND & RESERVE STALLIONS
All Breed GRAND & RESERVE STALLIONS
33. FPD Halter Stallions ^^
34. NP/Amateur 35&Over Western Showmanship ^^
35. NP/Amateur Masters Western Showmanship ^^

CHAMPION OF CHAMPIONS SHOWMANSHIP

MOST COLORFUL

36. NP/Amateur Most Colorful at Halter ^^
37. NP/Amateur Most Colorful PtHA Overo
38. NP/Amateur Most Colorful PtHA Tobiano
39. Most Colorful at Halter ^^
40. Most Colorful at Halter PtHA Overo
41. Most Colorful at Halter PtHA Tobiano
42. Youth Most Colorful at Halter ^^
43. Youth Most Colorful PtHA Overo
44. Youth Most Colorful PtHA Tobiano

CHAMPION OF CHAMPIONS HALTER

YEARLING LUNGE LINE

45. Non-Pro Yearling Lunge Line
46. Yearling Lunge Line

BAREBACK EQUITATION - WESTERN

47. Bareback Equitation 18 & U - Western
48. NP/Amateur Bareback Equitation - Western

LEADLINE

49. Leadline Equitation 6 & Under
For Pinto and All Breed – Age is 8 & Under

TRAIL

50. Green Horse Trail
51. NP/Amateur Trail
52. Youth Trail 18 & Under
53. Junior Trail
54. Youth W/T Trail 11-18
55. Novice NP/Amateur Trail
56. Senior Trail
57. Novice Youth Trail 18 & U (not ApHC approved)
58. NP/Amateur Masters Trail ^^
59. Youth W/T Trail 10 & Under
60. NP/Amateur Walk/Trot Trail
61. NP/Amateur 35 & Over Trail ^^
62. Ranch Horse Trail
63. NP/Amateur Ranch Horse Trail
64. Youth Ranch Trail 18 & U
65. Yearling In Hand Trail

^^ = Not PtHA Approved

WESTERN HORSEMANSHIP

- 66. Youth W/T Horsemanship 10 & Under
- 67. NP/Amateur 35&O Horsemanship ^^
- 68. Youth Horsemanship 18 & Under
- 69. NP/Amateur Horsemanship
- 70. Youth W/T Horsemanship 11-18
- 71. Novice NP/Amateur Horsemanship
- 72. Novice Youth Horsemanship 18&U
- 73. NP/Amateur Walk/Trot Horsemanship
- 74. NP/Amateur Masters Horsemanship ^^

WESTERN PLEASURE

- 75. Green Horse Western Pleasure
- 76. 3 YO S/B Western Pleasure
- 77. NP/Amateur Masters Western Pleasure ^^
- 78. Youth Western Pleasure 18 & Under
- 79. NP/Amateur 35 & O Western Pleasure ^^
- 80. NP/Amateur Western Pleasure
- 81. Youth W/T Western Pleasure 11-18
- 82. Junior Western Pleasure
- 83. Novice NP/Amateur Western Pleasure
- 84. Novice Youth Western Pleasure
- 85. Youth W/T Western Pleasure 10 & U
- 86. NP/Amateur W/T Western Pleasure
- 87. Senior Western Pleasure

WESTERN RIDING

- 88. Green Horse Western Riding
- 89. NP/Amateur Western Riding
- 90. Youth Western Riding 18&U
- 91. Novice NP/Amateur Western Riding ^^
- 92. NP/Amateur Masters Western Riding ^^
- 93. NP 35 & Over Western Riding ^^
- 94. Western Riding All Ages

REINING

- 95. Reining Hackamore ^^
- 96. NP/Amateur Reining
- 97. Reining Junior Horse
- 98. Youth 18 & Under Reining
- 99. NP/Amateur Masters Reining ^^
- 100. Reining Senior Horse

Class Schedule for Sunday – August 19, 2018 Classes Begin at 8:00 a.m.

MEN'S HERITAGE

- 104. Men's Heritage ^^

RANCH HORSE

- 105. Ranch Rail Pleasure All Ages
- 106. NP/Amateur Ranch Rail Pleasure
- 107. Youth Ranch Rail Pleasure
- 108. Ranch Riding All Ages
- 109. NP/Amateur Ranch Riding
- 110. Youth Ranch Riding
- 111. Ranch Reining All Ages ^^
- 112. NP/Amateur Ranch Reining ^^
- 113. Youth Ranch Reining ^^

PLEASURE DRIVING

- 114. NP/Amateur Pleasure Driving
- 115. Pleasure Driving – All Ages

HUNTER IN HAND

- 116. NP/Amateur HIH Stallions ^^
- 117. Hunter In Hand Stallions ^^
- 118. NP/Amateur HIH Geldings ^^
- 119. Hunter in Hand Geldings ^^
- 120. Youth HIH Geldings ^^
- 121. NP/Amateur HIH Mares ^^
- 122. Hunter In Hand Mares ^^
- 123. Youth HIH Mares ^^

CHAMPION OF CHAMPIONS HUNTER IN HAND

ENGLISH SHOWMANSHIP

- 124. English Showmanship 18 & U

LADIES/YOUTH HERITAGE

- 125. Ladies Heritage ^^
- 126. Youth Heritage ^^

RANCH HORSE CONFORMATION

- 101. Ranch Horse Conformation All Ages ^^
- 102. NP/Amateur Ranch Horse Conformation ^^
- 103. Youth Ranch Horse Conformation ^^

HUNTER HACK

- 127. NP/Amateur Hunter Hack
- 128. Youth Hunter Hack 18&U
- 129. Hunter Hack All Ages

HUNTER OVER FENCES

- 130. Hunt Seat Equitation Over Fences 18&U
- 131. NP/Amateur Hunt Seat Equitation Over Fences
- 132. Pre-Green Hunter ^^
- 133. NP/Amateur Working Hunter
- 134. Youth Working Hunter
- 135. Green Hunter
- 136. Working Hunter Open

JUMPING

- 137. Preliminary Jumping ^^
- 138. Youth Jumping 18 & Under
- 139. NP/Amateur Jumping
- 140. Jumping All Ages

HUNTSEAT EQUITATION

- 141. Youth W/T HS Equitation 10 & U
- 142. NP/Amateur 35 & Over HS Equitation ^^
- 143. Youth HS Equitation 18 & U
- 144. NP/Amateur Huntseat Equitation
- 145. Youth W/T HS Equitation 11-18
- 146. Novice NP/Amateur HS Equitation
- 147. Novice Youth HS Equit. 18&U
- 148. NP/Amateur W/T HS Equitation
- 149. NP/Amateur Masters HS Equitation ^^

HUNTER UNDER SADDLE

- 150. Green Horse Hunter Under Saddle
- 151. 3 YO S/B Hunter Under Saddle
- 152. NP/Amateur 35 & Over HUS ^^
- 153. Youth Hunter Under Saddle 18 & U
- 154. NP/Amateur Masters HUS ^^
- 155. Junior Hunter Under Saddle
- 156. NP/Amateur Hunter Under Saddle
- 157. Youth W/T Hunter Under Saddle 11-18
- 158. Novice NP/Amateur HUS
- 159. Senior Hunter Under Saddle
- 160. NP/Amateur W/T Hunter Under Saddle
- 161. Novice Youth 18 & Under HUS
- 162. Youth W/T HUS 10 & Under

SADDLESEAT EQUITATION

- 163. Youth 18&U Saddleseat Equitation
- 164. NP/Amateur Saddleseat Equitation

SADDLESEAT PLEASURE

- 165. Saddleseat Pleasure Open
- 166. Youth 18&U Saddleseat Pleasure
- 167. NP/Amateur Saddleseat Pleasure

GAMES

- 168. Youth Keyhole 18 & Under
- 169. NP/Amateur Keyhole
- 170. Youth W/T Keyhole 10 & Under
- 171. NP/Amateur W/T Keyhole
- 172. Youth W/T Keyhole 11-18
- 173. Keyhole Open
- 174. Youth Stake Race 18 & Under
- 175. NP/Amateur Stake Race
- 176. Youth W/T Stake Race 10&U
- 177. NP/Amateur W/T Stake Race
- 178. Youth W/T Stake Race 11-18
- 179. Stake Race Open
- 180. Youth Figure 8 Stake Race 18&U
- 181. NP/Amateur Figure 8 Stake Race
- 182. Youth W/T Figure 8 Stake Race 10&U
- 183. NP/Amateur W/T Figure 8 Stake Race
- 184. Youth W/T Figure 8 Stake Race 11-18
- 185. Figure 8 Stake Race Open
- 186. Youth Stump Race 18 & Under (Barrels)
- 187. NP/Amateur Stump Race (Barrels)
- 188. Youth W/T Stump Race 10&U (Barrels)
- 189. NP/Amateur W/T Stump Race (Barrels)
- 190. Youth W/T Stump Race 11-18 (Barrels)
- 191. Stump Race (Barrels) Open

Note: All Games Classes are Time Only; Not Horse Against Horse. Appaloosa Horses seeking Appaloosa Breed Points must run in accordance with ApHC Rules for Time Only (i.e, to the right side first). All Breed Horses and Pintos may run starting to the left or right as preferred and/or in accordance with PtHA rules.

Thank you and See You Next Year!

^^ = Not PtHA Approved

Ranch Conformation will be held on Sunday, due to show approvals, classes are numbered out of order. We apologize for the inconvenience.

Showmanship Non Pro/ Amateur

Class #12

Showmanship Youth 18 & Under

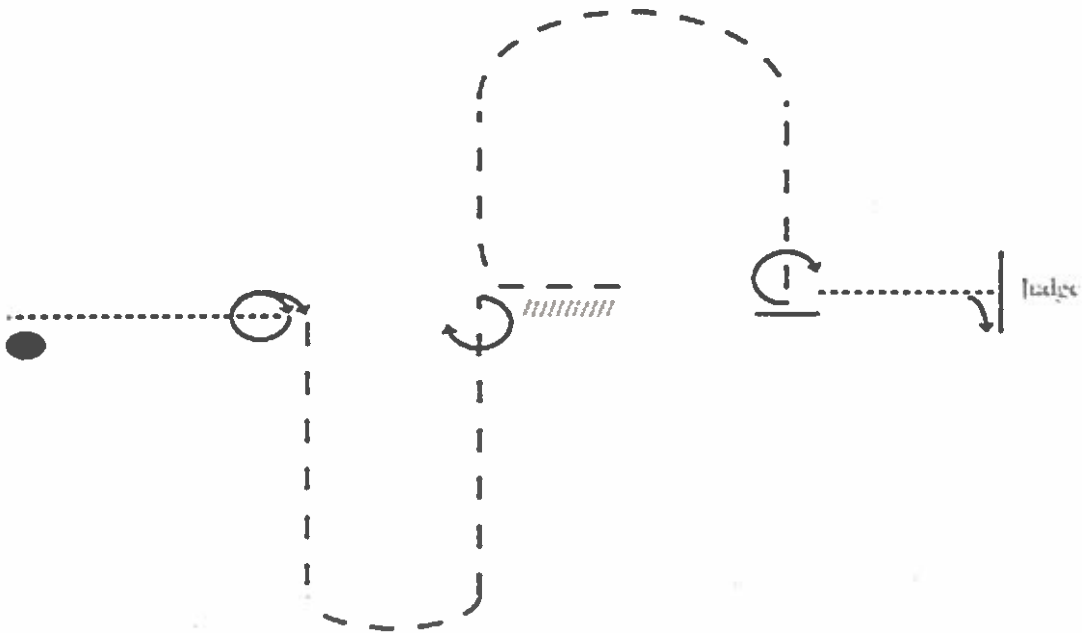
Class #11

Showmanship Non Pro/ Amateur 35 & Older

Class #34

Showmanship Masters Non Pro/ Amateur

Class #35



- 1) Walk, 1 1/4 turn
- 2) Trot
- 3) Stop. 3/4 turn, back two horse lengths
- 4) Trot
- 5) Stop, 3/4 turn, walk to judge
- 6) Set up for inspection
- 7) After inspection, 1/4 turn then exit at a walk

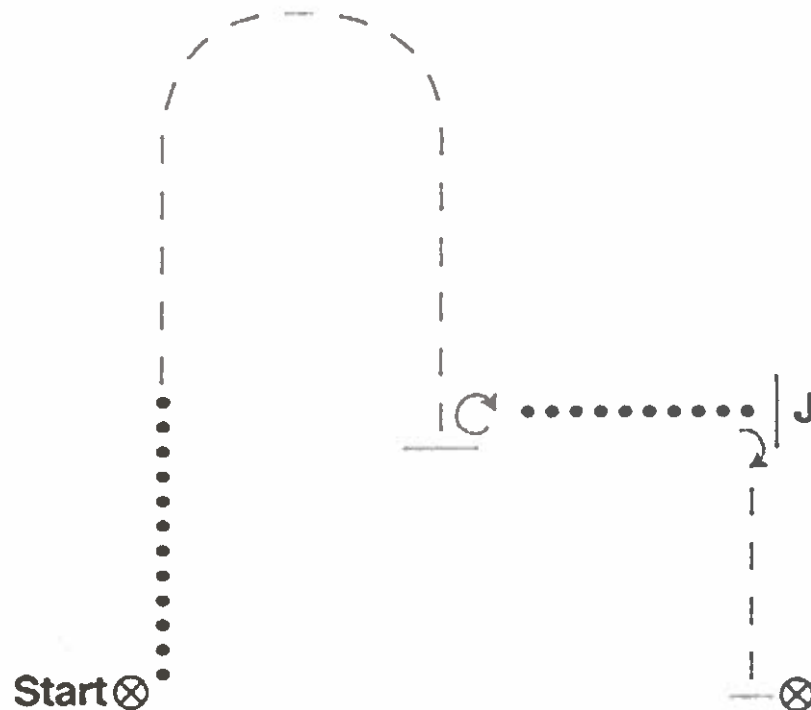
Showmanship:

Youth Walk/ Trot 10 & Under *Class # B*

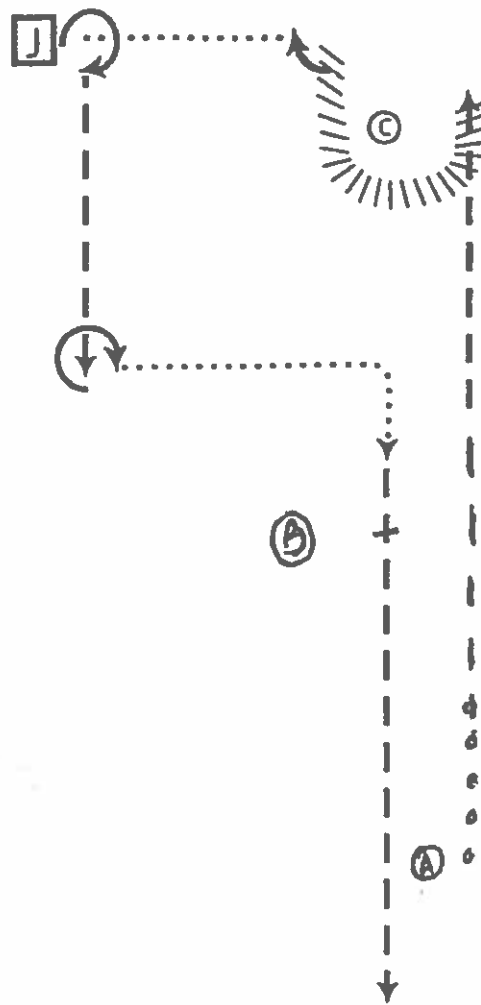
Youth Walk/Trot 11-18 *Class # 25*

Novice Youth 18 & Under *Class # 24*

Novice Non Pro/ Amateur Showmanship *Class # 23*



- 1) Walk 1/2 line
- 2) Trot around end and down line
- 3) Halt and execute a 3/4 turn
- 4) Walk to judge
- 5) Set up for inspection
- 6) After inspection, 1/4 turn and trot to marker
- 7) Exit at walk



KEY

- Walk
- - - - - Trot
- ////////// Back
- Ⓐ Marker
- ⓐ Judge

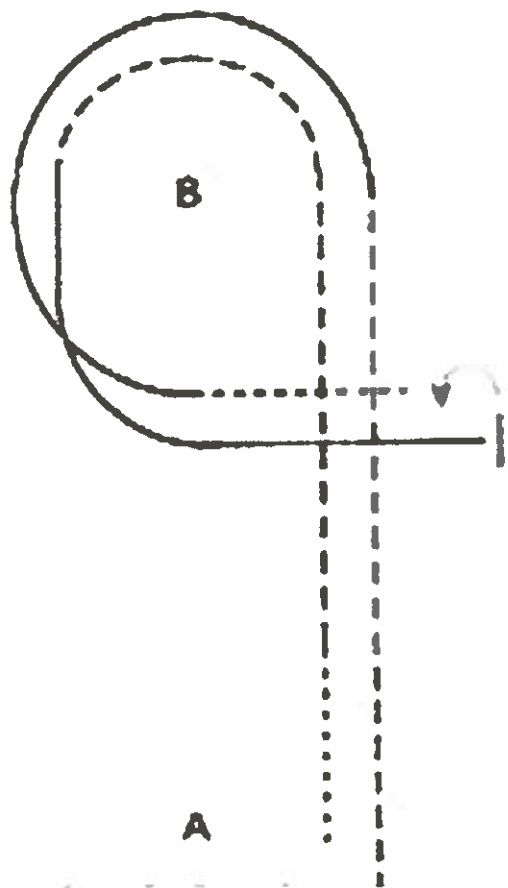
INSTRUCTIONS

1. Being at A. *Walk a few strides and trot to C*
2. At C, stop. Back around C.
3. Execute a 90-degree turn.
4. Walk to Judge. Stop and set up for inspection.
5. When excused, execute a 270-degree turn.
6. Trot halfway to B. Stop and execute a 270-degree turn.
7. Walk forward until even with C. At C, turn corner to the right.
8. Then trot forward *toward A exiting the arena at a trot.*

Bareback Equitation Western:

Youth 18 & Under *Class #47*

Non Pro/ Amateur *Class #48*



- 1) Walk one horse length
- 2) Jog to and around B
- 3) Lope left lead to center of pattern and several horse lengths past center line
- 4) Stop and perform a 1/2 turn to left on haunches
- 5) Walk to center of pattern
- 6) Lope on right lead to and around B
- 7) Break to extended jog from B to and past A
- 8) Pattern is complete

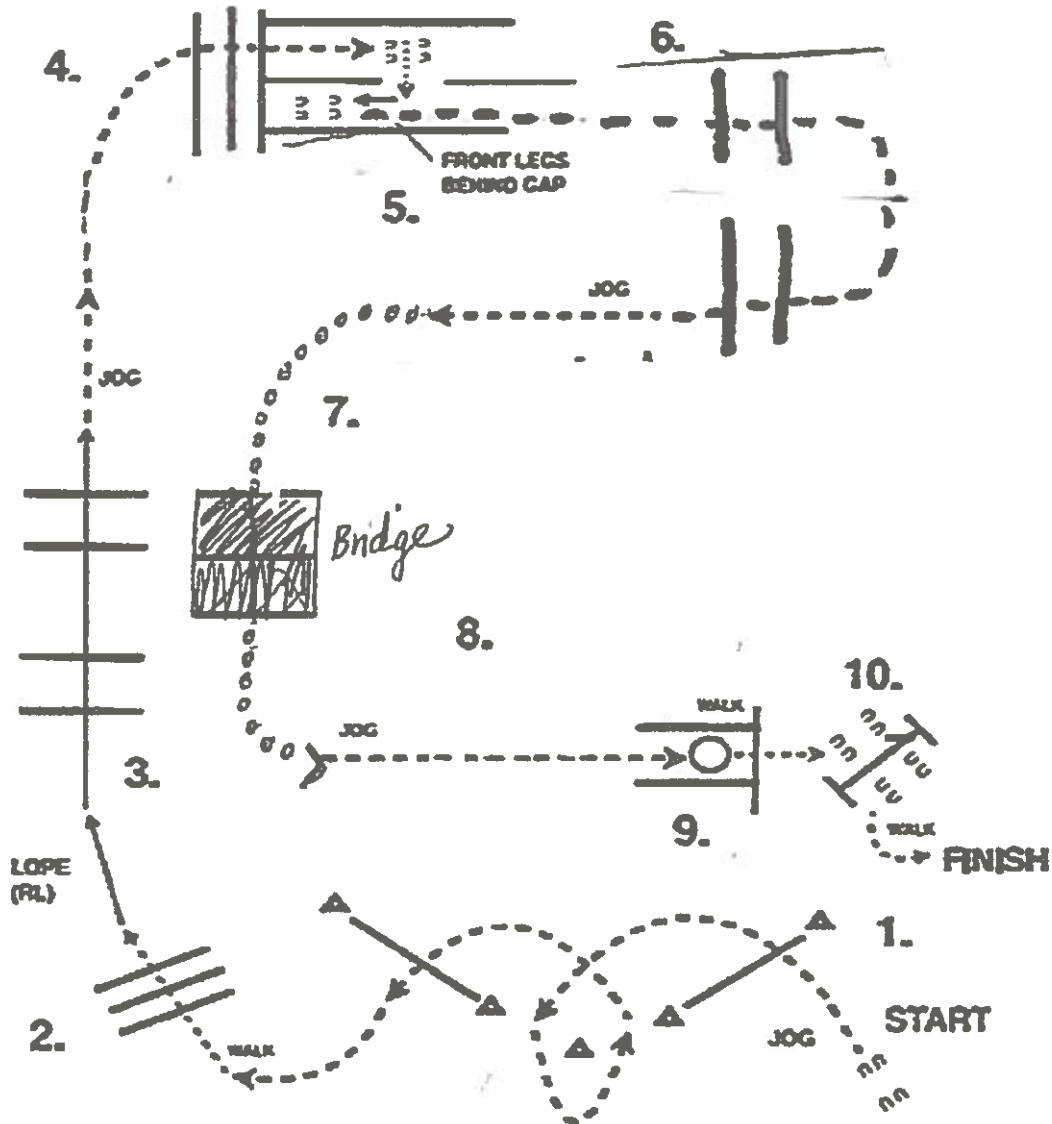
Youth Novice - Class #51 NON Pro Novice Class #55

Trail

Green - Class #50

Junior - Class #53

TRAIL COURSES DESIGNED BY:
TJH KIMURA COPYRIGHT 2014



1. JOG OVER POLES, JOG AROUND CONES.
2. STOP OR BREAK TO WALK, WALK OVER POLES.
3. LOPE OVER POLES (RIGHT LEAD).
4. BREAK TO JOG, JOG OVER POLES.
5. JOG INTO CHUTE, STOP AT GAP, SIDE PASS RIGHT, BACK BETWEEN POLES, HORSES FRONT LEGS BEHIND GAP, JOG OUT
6. JOG OVER POLES.

7. Break to a jog, then walk to + over the bridge
8. JOG INTO CHUTE, STOP, EXECUTE A 360 TURN EITHER WAY, WALK OUT OVER POLE.
9. WALK TO GATE: GATE RIGHT HAND, OPEN GATE, RIDE THRU GATE, CLOSE GATE.
10. FINISH

Trail

Senior Horse Class #56

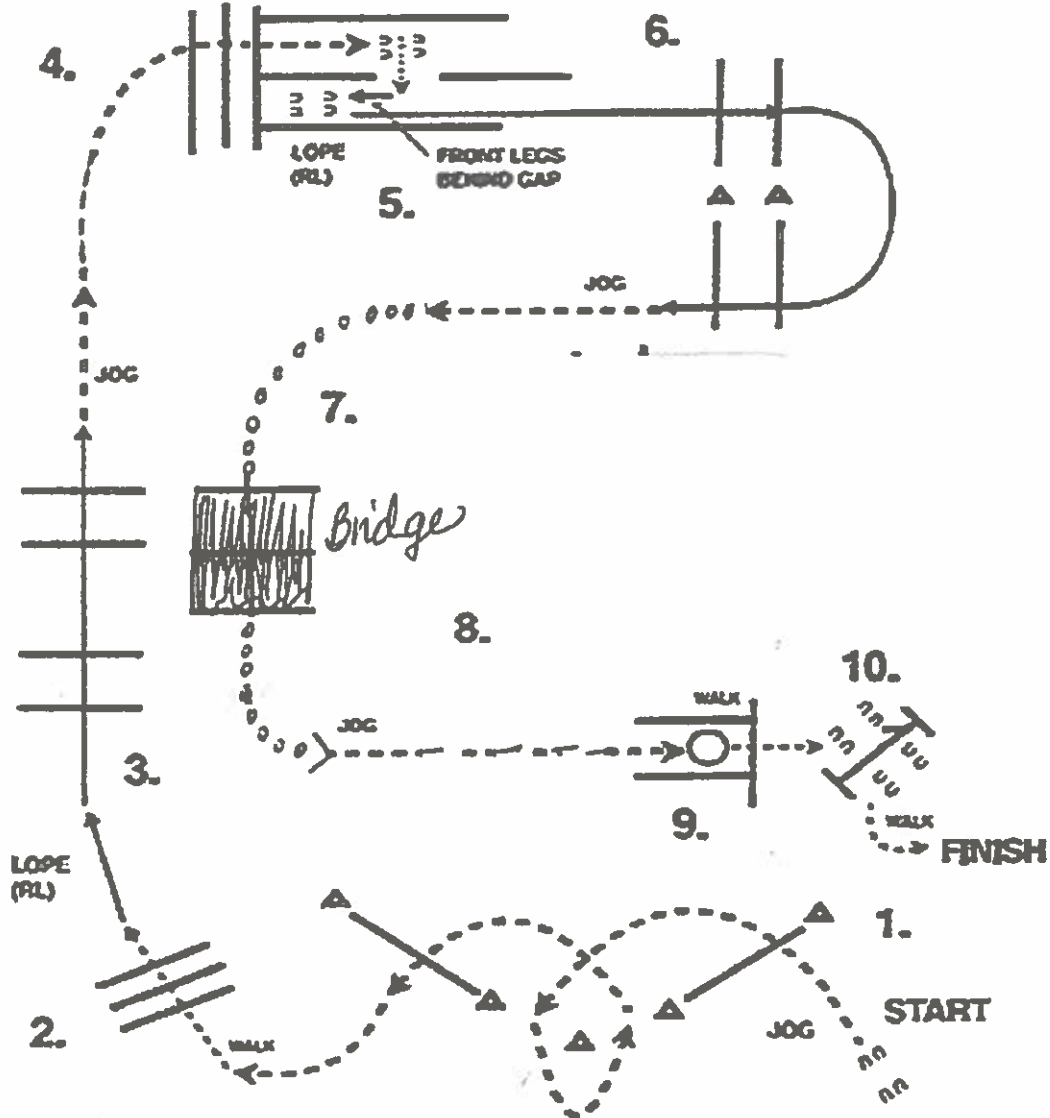
Youth - Class #52

Non Pro - Class #51

Non Pro 35+ Over - Class #61

Non Pro Masters - Class #58

TRAIL COURSES DESIGNED BY
TIM KIBURA COPYRIGHT 2014



1. JOG OVER POLES, JOG AROUND CONES.
2. STOP OR BREAK TO WALK, WALK OVER POLES.
3. LOPE OVER POLES (RIGHT LEAD).
4. BREAK TO JOG, JOG OVER POLES.
5. JOG INTO CHUTE, STOP AT GAP, SIDE PASS RIGHT, BACK BETWEEN POLES, HORSES FRONT LEGS BEHIND GAP, LOPE OUT (RIGHT LEAD).
6. LOPE OVER POLES (RIGHT LEAD).
7. Break to a jog, then walk to and over the bridge

8. JOG
9. JOG INTO CHUTE, TOP, EXECUTE A 180 TURN EITHER WAY, WALK OUT OVER POLE.
10. WALK TO GATE: GATE RIGHT HAND, OPEN GATE, RIDE THRU GATE, CLOSE GATE.

ALL Walk/trot Trail + In Hand

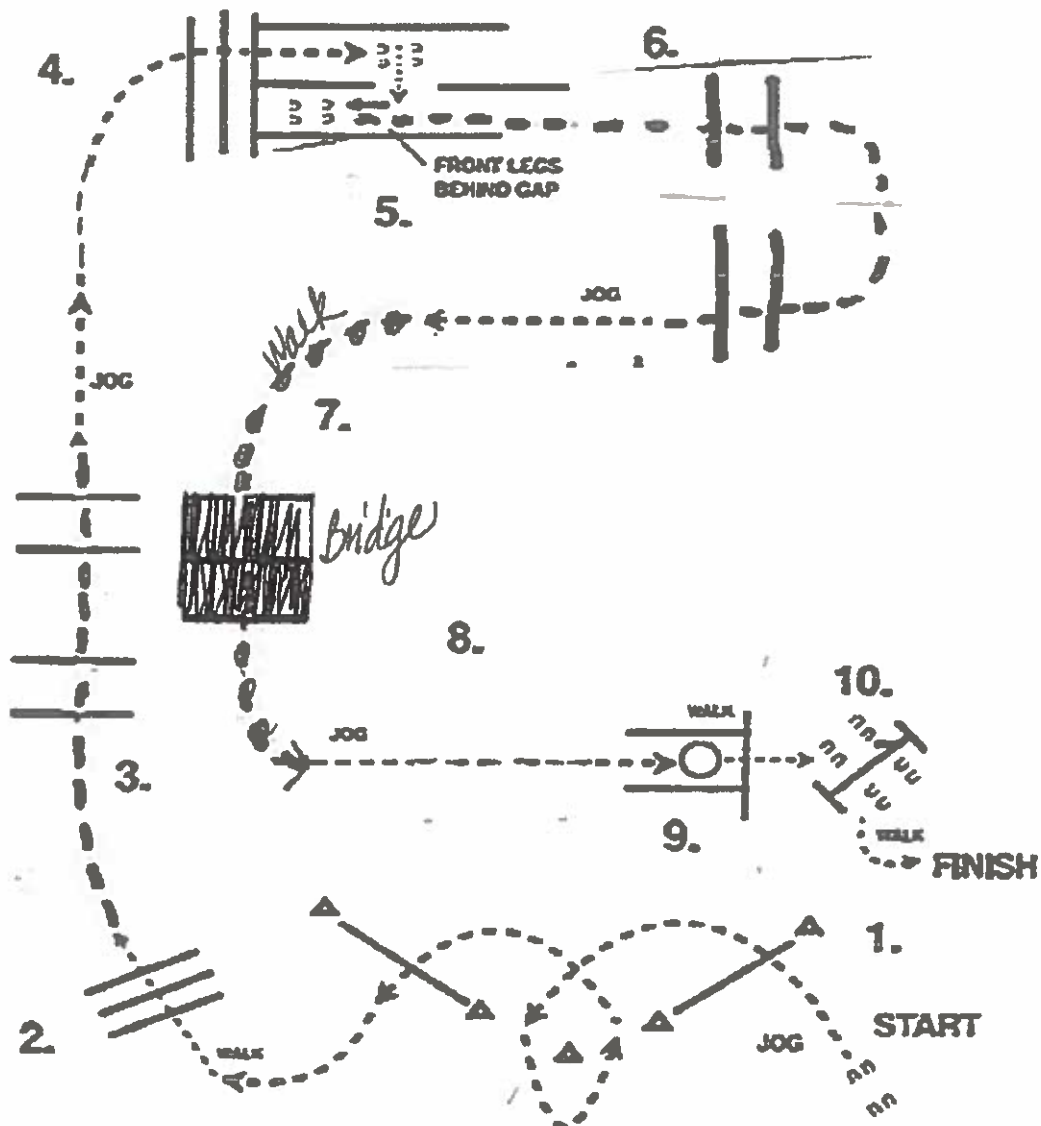
Class #54 Youth W/T 11-18

Class #59 Youth W/T 10+U

Class #60 Non Pro W/T

Yearling In Hand Trail Class #65

TRAIL COURSES DESIGNED BY
TJH ICHIMURA COPYRIGHT 2014

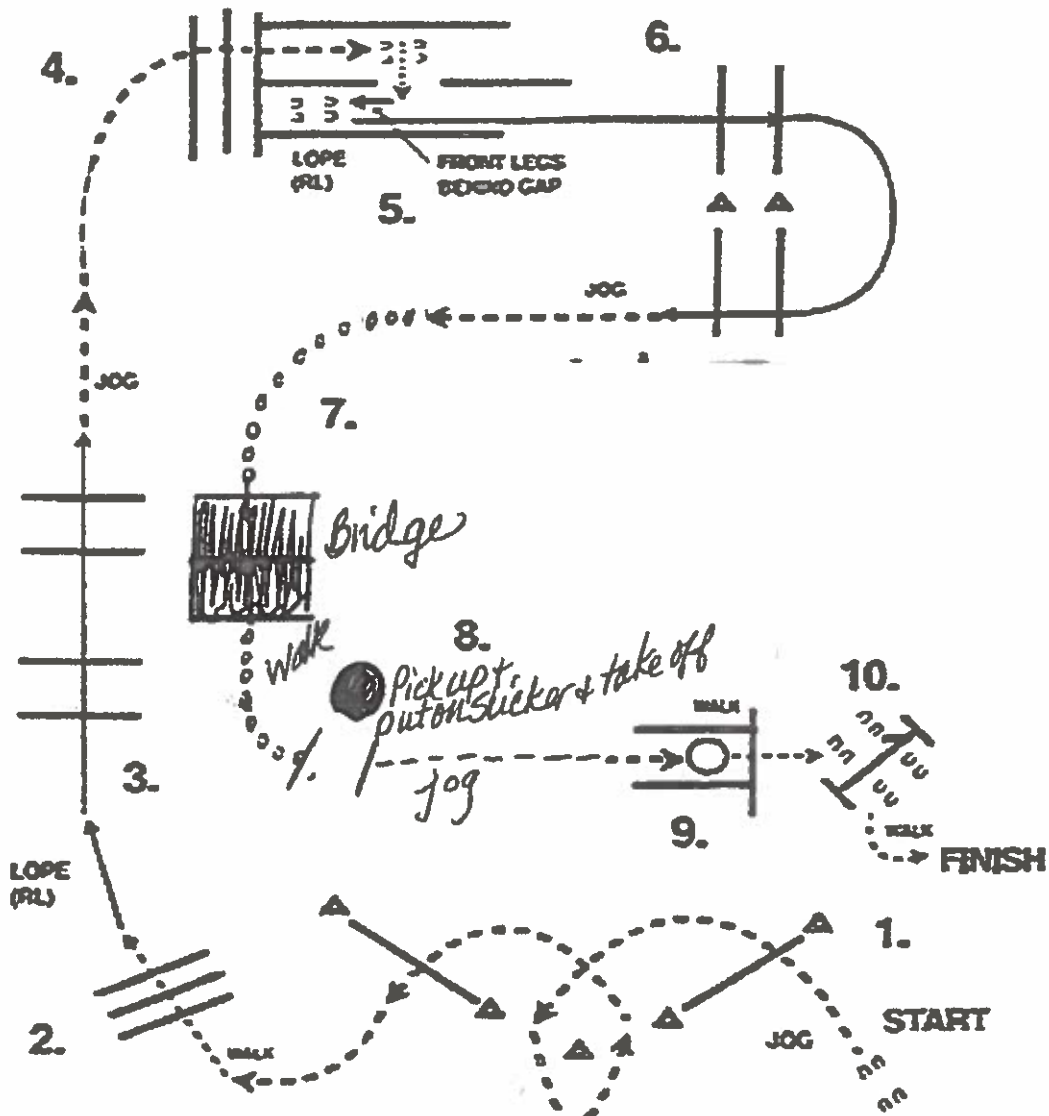


1. JOG OVER POLES, JOG AROUND CONES.
2. STOP OR BREAK TO WALK, WALK OVER POLES.
3. JOG OVER POLES
4. JOG OVER POLES.
5. JOG INTO CHUTE, STOP AT GATE SIDE PASS RIGHT, BACK BETWEEN POLES, HORSES FRONT LEGS BEHIND GAP, JOG OUT
6. JOG OVER POLES.
7. Break from walk + walk up to + over the bridge.

8. Pick Up JOG OVER POLES.
9. JOG INTO CHUTE, STOP, EXECUTE A 360 TURN EITHER WAY, WALK OUT OVER POLE.
10. WALK TO GATE: GATE RIGHT HAND, OPEN GATE, RIDE THRU GATE, CLOSE GATE.

Trail - Ranch Horse - Classes 62-64

TRAIL COURSES DESIGNED BY
THE FEDEORA COPYRIGHT 2014



1. JOG OVER POLES. JOG AROUND COXES.
2. STOP ON BREAK TO WALK. WALK OVER POLES.
3. LOPE OVER POLES (RIGHT LEAD).
4. BREAK TO JOG. JOG OVER POLES.
5. JOG INTO CHUTE. STOP AT GATE. PASS RIGHT. BACK BETWEEN POLES. HORSES FRONT LEGS BEHIND GAP LOPE OUT (RIGHT LEAD).
6. LOPE OVER POLES (RIGHT LEAD).
7. Break to a jog; then walk to and over the bridge


8. Pick up + Put on slicker + Take off
9. JOG INTO CHUTE. TOP. EXECUTE A 360 TURN EITHER WAY. WALK OUT OVER POLE.
10. WALK TO GATE. GATE FRONT HAND. OPEN GATE. RIDE THRU GATE. CLOSE GATE.

Horsemanship:

Youth Walk/Trot 10 & Under *Class #66*

Youth Walk/ Trot 11-18 *Class #70*

Non Pro/ Amateur Walk/Trot *Class #73*



- 1) Jog a serpentine from A to C
- 2) Once around C, extend the jog from C to D
- 3) Just before D, stop and perform a 270 degree turn to the left
- 4) Walk from D to E
- 5) At E, stop and back one horse length
- 6) Exit at jog

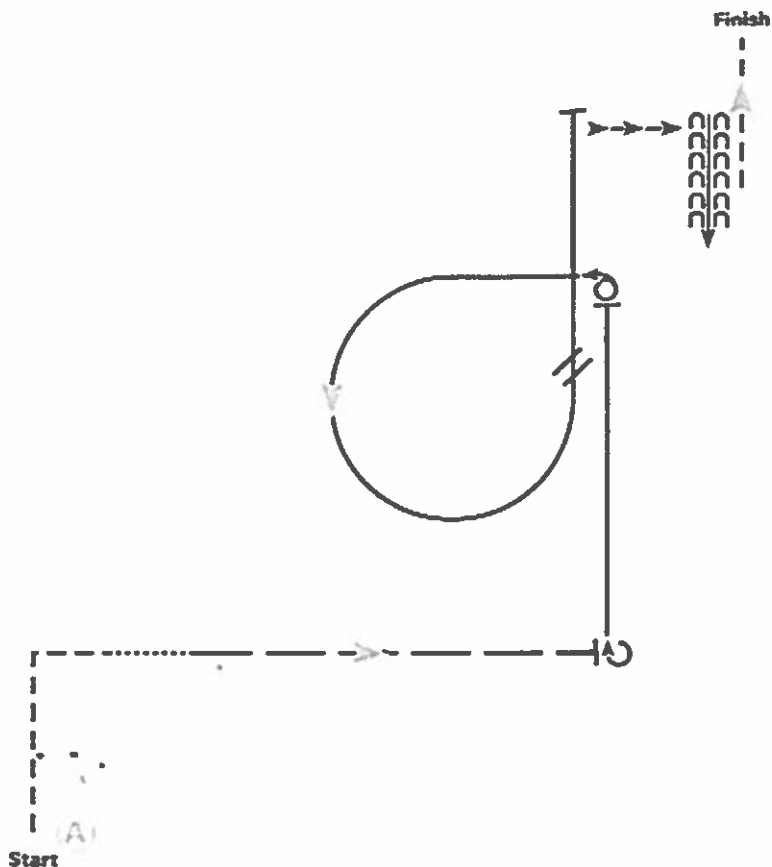
Horsemanship:

Youth 18 & Under *Class #68*

Non Pro/ Amateur *Class #69*

Non Pro/ Amateur 35 & Over *Class #67*

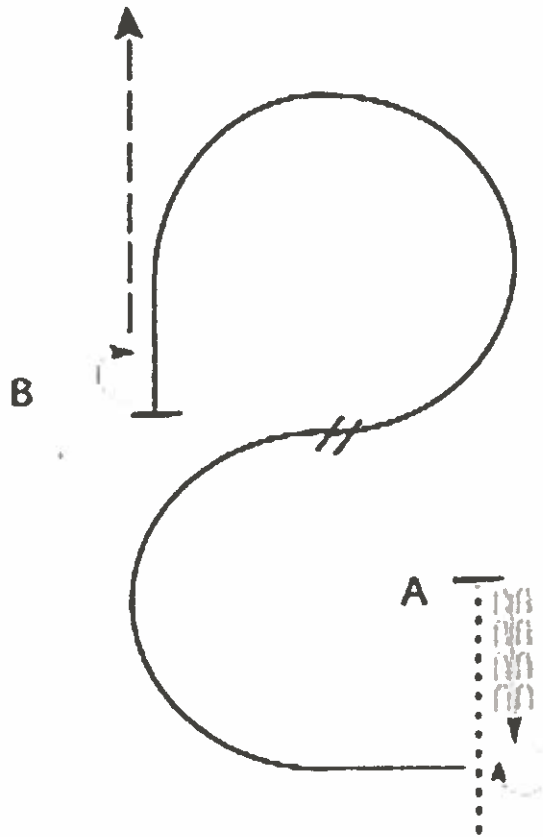
Non Pro/ Amateur Masters *Class #74*



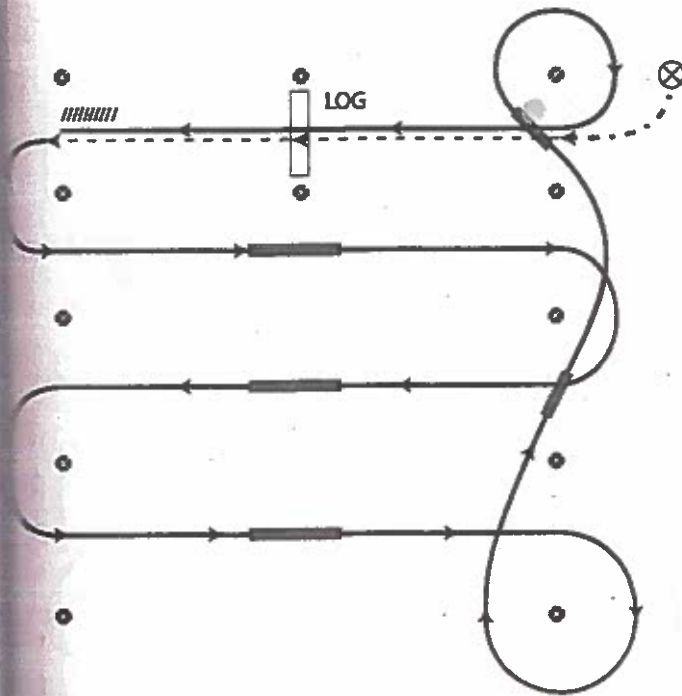
- 1) Jog two horse lengths, then square corner to right
- 2) Walk one horse length
- 3) Extend jog, Stop and perform 270 to right on haunches
- 4) Lope straight line on left lead
- 5) Stop and perform 450 degree turn to left on haunches
- 6) Lope with speed in circle to the left on left lead
- 7) Collect the lope and change leads and lope in straight line on right lead
- 8) Stop and sidepass to right
- 9) Back two horse lengths and exit at a jog

Horsemanship:

Novice Youth 18 & Under *Class #72*
Novice Non Pro/ Amateur *Class #71*



- 1) Begin before A
- 2) Walk to A
- 3) Stop and back one horse length
- 4) Execute a 3/4 turn to the right and lope on right lead
- 5) Perform a simple lead change and lope on the left lead to B
- 6) Stop at B and execute a 1/2 turn to the right
- 7) Jog to exit



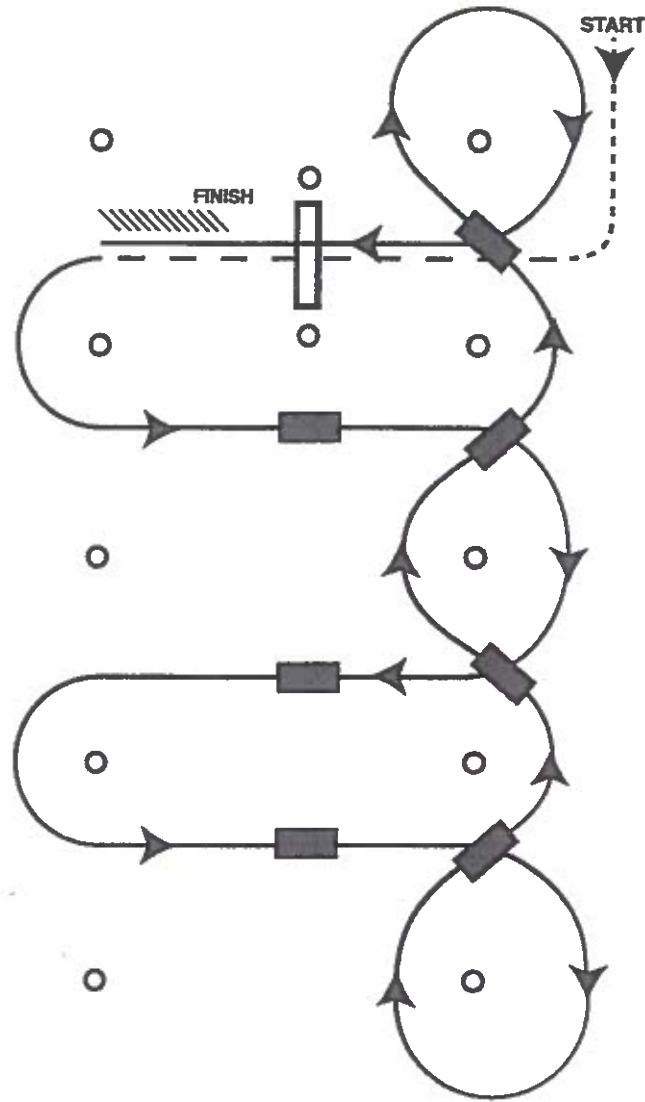
WALK -----	○ MARKER
JOG - - - -	■ RECOMMENDED CHANGING AREA
LOPE _____	□ LOG
BACK // // // //	

GREEN WESTERN RIDING PATTERN 2

1. Walk, transition to jog, jog over log
2. Transition to left lead lope
3. First crossing change
4. Second crossing change
5. Third crossing change
6. Circle & first line change
7. Second line change & circle
3. Lope over log
7. Stop & back

*Pattern For
Green
Western
Riding
Class # 88*

Classes 89.-94

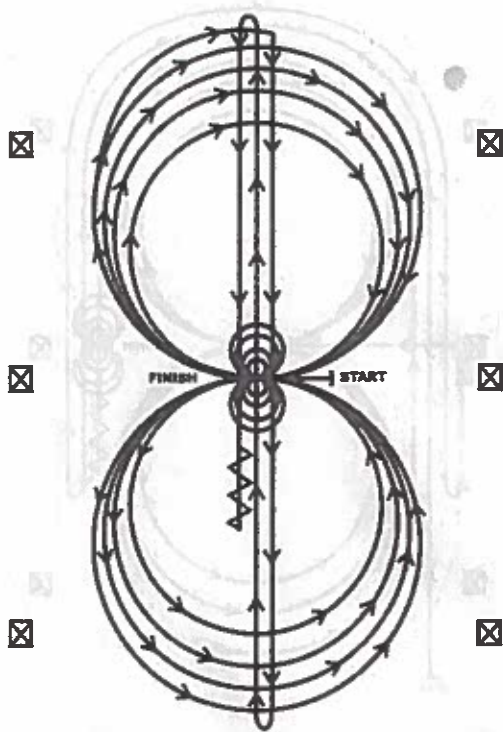


KEY

INSTRUCTIONS

- WALK
- - - - - JOG
- LOPE
- /////// BACK
- MARKER
- RECOMMENDED CHANGING AREA
- LOG

1. Walk, transition to jog, jog over log
2. Transition to left lead
3. First crossing change
4. Second crossing change
5. Third crossing change
6. Circle and first line change
7. Second line change
8. Third line change
9. Fourth line change and circle
10. Lope over log
11. Lope, stop and back



All Reining
Classes
#95-100

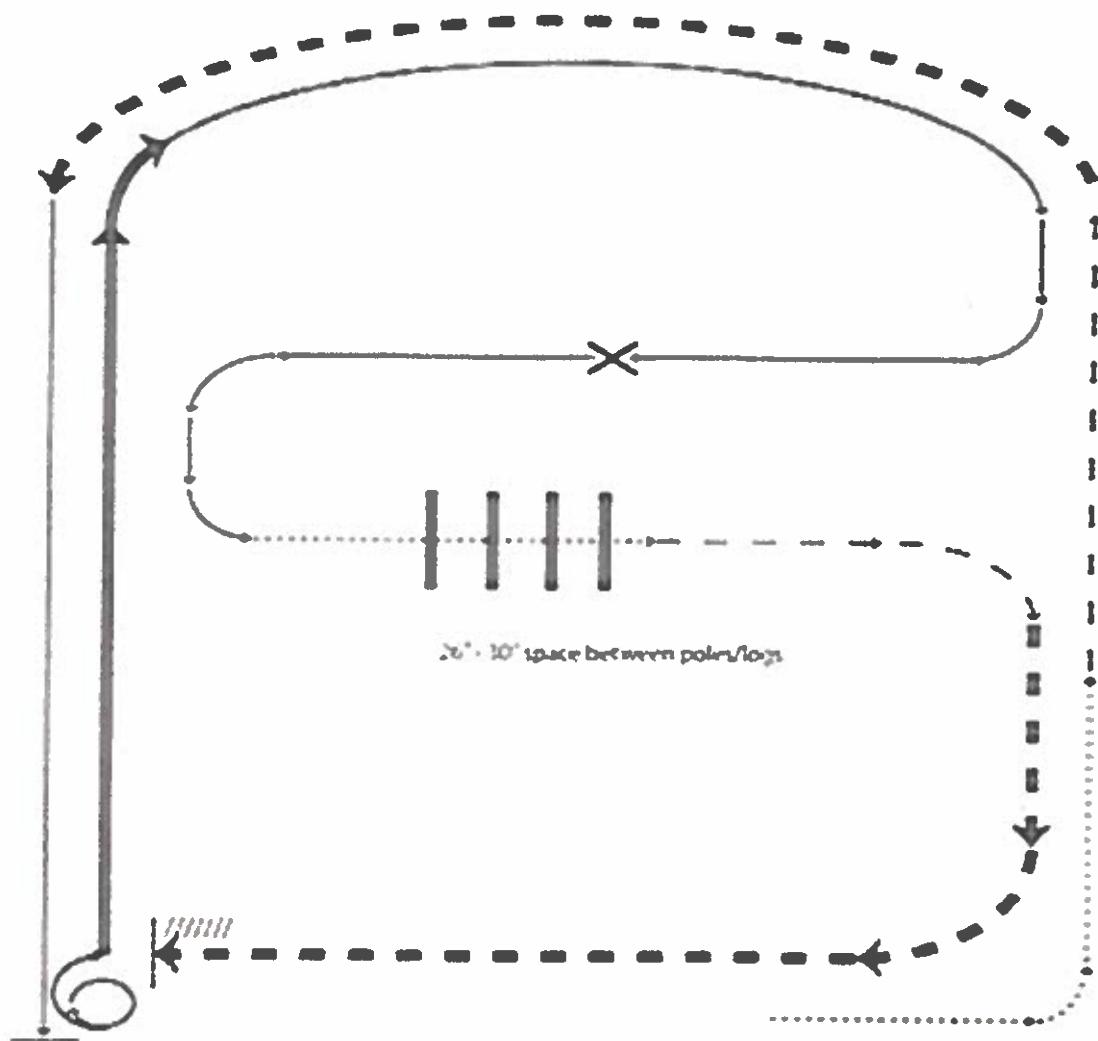
PATTERN 4

Horse may walk or jog to the center of the arena. Horse must walk or stop prior to starting pattern. Begin at the center of the arena facing the left wall or fence.

1. Beginning on right lead, complete three circles to the right: the first two circles large and fast; the third circle small and slow. Stop at the center of the arena.
2. Complete four spins to the right. Hesitate.
3. Beginning on the left lead, complete three circles to the left: the first two circles large and fast; the third circle small and slow. Stop at the center of the arena.
4. Complete four spins to the left. Hesitate.
5. Beginning on the right lead, run a large fast circle to the right, change leads at the center of the arena, run a large fast circle to the left, and change leads at the center of the arena. (Figure 8)
6. Continue around previous circle to the right. At the top of the circle, run down the middle to the far end of the arena past the end marker and do a right rollback - no hesitation.
7. Run up the middle to the opposite end of the arena past the end marker and do a left rollback - no hesitation.
8. Run past the center marker and do a sliding stop. Back up to the center of the arena or at least 10 feet (3.05 m). Hesitate to demonstrate completion of the pattern.

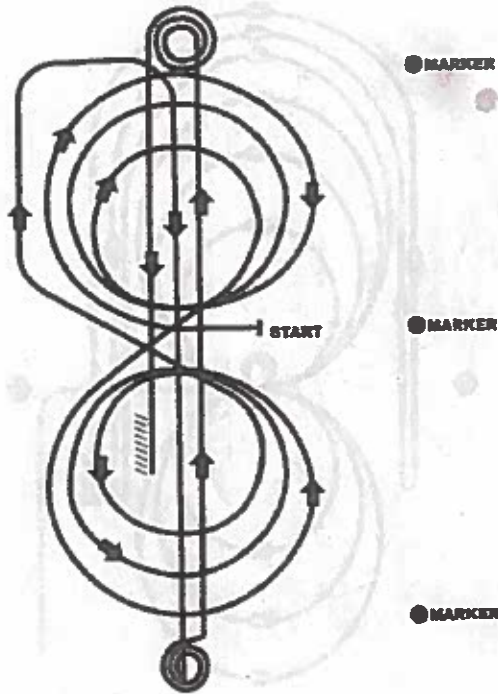
Exhibitor may be requested to dismount and drop bridle to the designated judge.

All Ranch Riding Classes #108-110



1. Walk
2. Trot
3. Extended trot
4. Left lead lope
5. Stop, 1 1/2 turn right
6. Extended lope
7. Collect to working lope-right lead
8. Change leads (simple or flying)
9. Walk
10. Walk over logs
11. Trot
12. Extended trot
13. Stop and back

Ranch Reining Classes #111-113



RANCH REINING PATTERN 3

Mandatory Marker along Fence or Wall: The judge shall indicate with markers on arena fence or wall the center of pattern. Judge shall also place markers on fence or wall at least 50' from each end of the arena.

Ride pattern as follows: Trot to center of arena and stop or walk before departure. Start pattern facing toward judge.

1. Beginning on right lead, complete three circles to the right - the first two large and fast; the third one small and slow. Change leads at center of arena.
2. Complete three circles to the left - the first two large and fast; the third one small and slow. Change leads at center of arena.
3. Begin a large circle to the right, but do not close this circle. Run down center of arena, past the end marker, and do a sliding stop.
4. Complete 3 1/2 spins to the right.
5. Run up center of arena to the opposite end, past the end marker, do a sliding stop.
6. Complete 3 1/2 spins to the left.
7. Run back to the middle of the arena, past the center marker, and do a sliding stop. Back up at least 10 feet. Hesitate to show completion of pattern.

K. HUNTER IN HAND

1. Equipment:

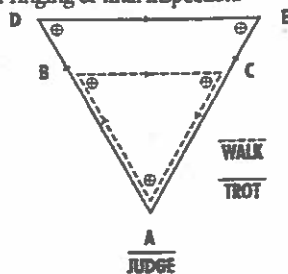
- English headstall equipped with any acceptable single-rein English bit (see ENGLISH PERFORMANCE specifications) and that complies with appropriate equipment rules for the age of the horse shown. Notwithstanding the above, English bridle is mandatory on horses two years old and older and plain leather halter is required on weanling and yearling horses.
- For horses one year old and younger, halters are mandatory. The halter and lead must be halter of plain leather. The chain on the lead may be over the nose or under the chin; however, no chains are allowed in the horse's mouth and no lip chains are allowed.
- The use of a crop or bat is optional.

2. Attire:

- Attire of the handler should permit free movement. Color may be chosen to complement horse, but should be conservative. Suitable attire shall be a collared polo shirt or collared dress shirt (solid colored and either white or another conservative color), vest, tie and gloves (optional). Dress pants should be loose enough in which to run. If a belt is worn, it should be a plain belt, not of western type or style. Jeans are forbidden. Running shoes or paddock boots are required.

3. Class Conduct:

- Horses will be judged individually on the triangle, following a posted order.
- The horses will approach the judging area (A) and set up for inspection in the "open" position (i.e. with all four legs of the horse visible by the judge standing on either side of the horse). The judge shall inspect each horse from the front, rear and both sides. Transmissible weakness and/or conditions shall be counted strongly against animals (See Rule 713.A.3.b).
- At the judge's request, the horse will then walk the small triangle ABCA. The horse will continue on at a trot following the large ADEA.
- At the completion of the judging, the handler will lead the horse away from the judging area. As one horse leaves, the next one will enter the judging area promptly.
- When all horses in the class have completed the triangle, they may be lined up for judges to place, or "ringing" (walking in a large group circle around the judges) may be used.
- An exhibitor may show more than one horse in a class on the triangle. In this case, a helper may assist in bringing the horses back for ringing or final inspection.



70 to 90 feet (21.34 to 27.43 m) between corner markers

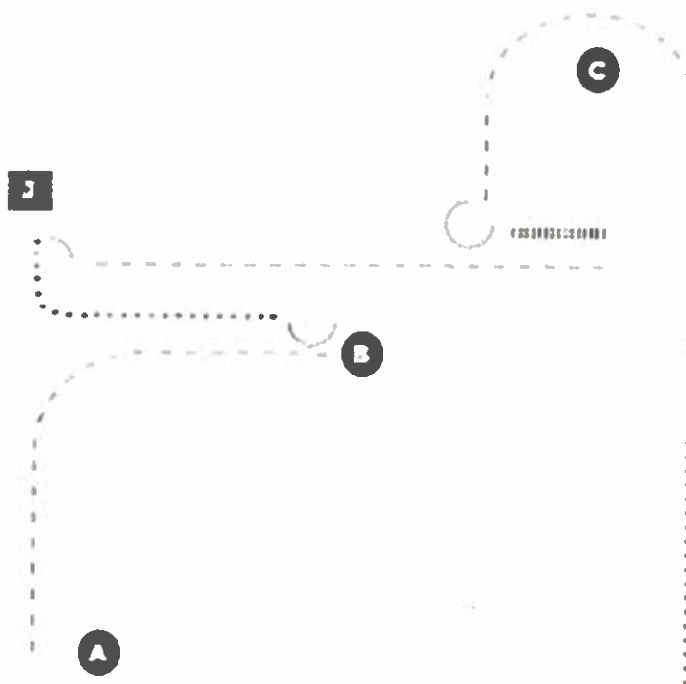
- Scoring System: 60% movement, 30% conformation, 10% temperament.
- If a horse knocks over a cone or marker, they are to be scored accordingly. This does not constitute immediate disqualification but at the judge's discretion can be penalized in the temperament or movement score.
- If a horse or exhibitor falls, they are to be scored accordingly. This does not constitute immediate disqualification but at the judge's discretion can be penalized in the temperament or movement score.
- If a horse is off pattern either by completing the large triangle ADEA before the small triangle ABCA, by not displaying the correct gait while completing the corresponding triangle or by not submitting to inspection prior to completing the pattern, the entry shall be disqualified.
 - An appropriate penalty shall be assessed at the judge's discretion for break of gait during completion of the pattern, but this shall not constitute off pattern or immediate disqualification.

*Hunter
in
Hand
Information...
All Breeds are eligible
Pintos
Appy too!
Anyone can be the
Champion of Champions!*

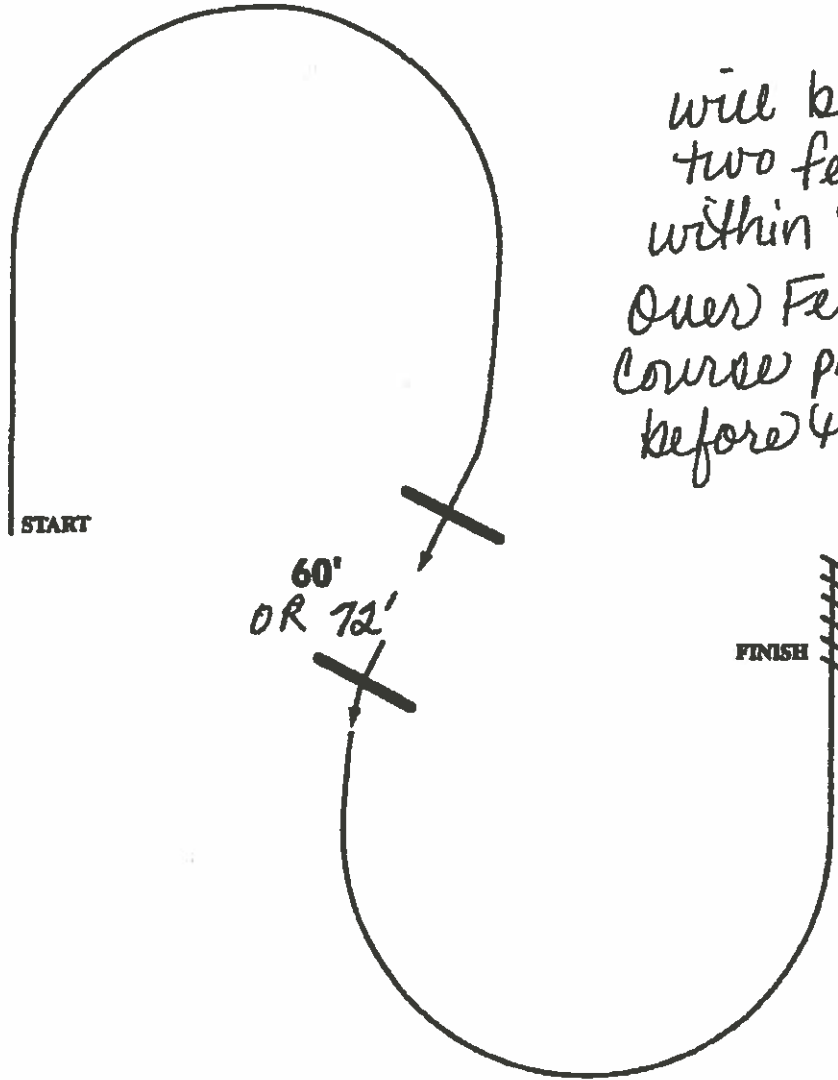
This is The Hunter in Hand Calcutta



Youth English Showmanship 18 & Under - *Class #124*



- 1) Start at A
- 2) Trot to B. Stop
- 3) Execute 180 degree turn. Walk to Judge
- 4) Stop and set up for inspection
- 5) When dismissed, execute a 90 degree turn
- 6) Trot until even with C. Stop
- 7) Back 4 steps. Execute 270 degree turn
- 8) Trot around C
- 9) Break to walk when even with B and walk to exit



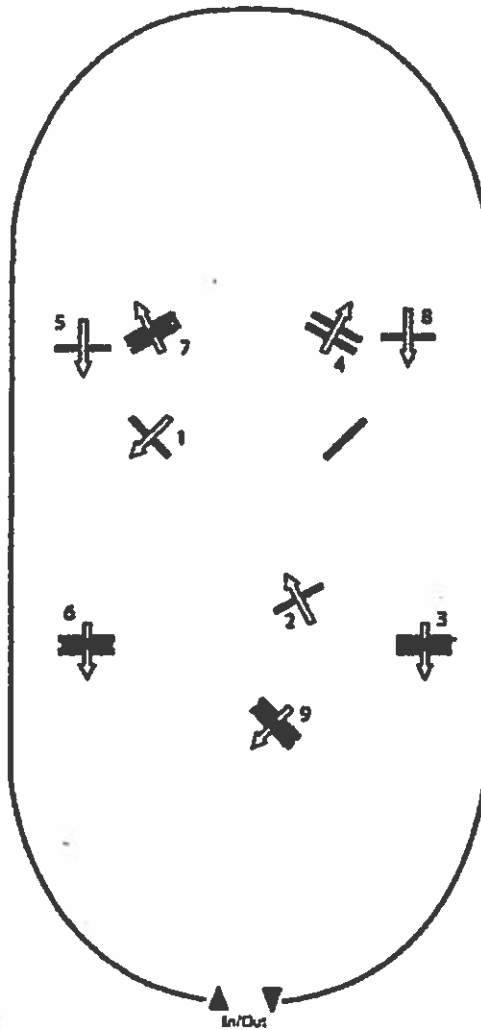
will be
two fences
within the
Over Fences
Course pre designated
before the class.

INSTRUCTIONS

1. After second fence, hand gallop and stop at finish marker.
2. Back and stand quietly.

Hunt Seat Equitation Over Fences

All Classes
130-131




INSTRUCTIONS

Fences 1-9

Working Hunter

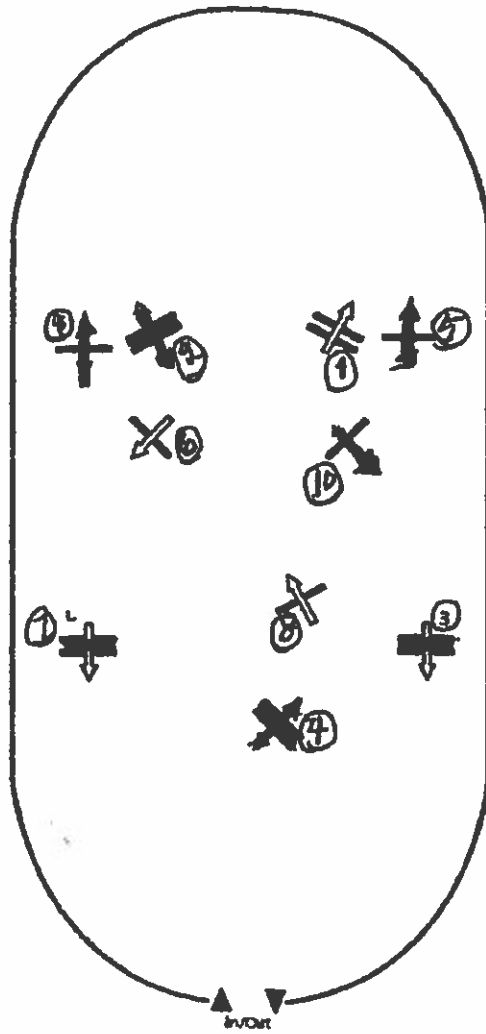
All Classes
132-136



INSTRUCTIONS

Fences 1-8

Jumping
all Classes
137-140



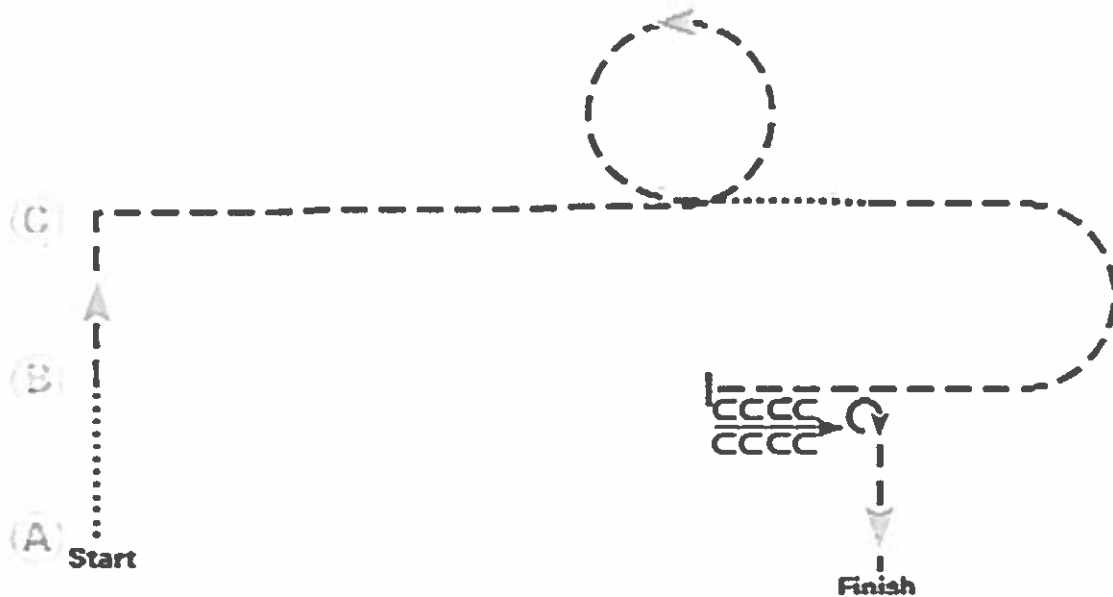
INSTRUCTIONS

Fences 1-10 First round

Jump off Fences 1, 2, 5, 10, 8

Hunt Seat Equitation:

Youth Walk/Trot 10 & Under *Class #141*
Youth Walk/Trot 11-18 *Class #145*
Non Pro/ Amateur Walk/Trot *Class #148*



- 1) Walk from A to B
- 2) Trot on left diagonal to C, then square corner to right
- 3) Change diagonals, trot a circle to the left on right diagonal
- 4) Once the trot circle is closed, walk one horse length
- 5) Trot a half circle to right on the left diagonal
- 6) Stop and back
- 7) Perform a 270 degree turn to the right on haunches
- 8) exit at trot

Hunt Seat Equation:

Youth 18 & Under

Class #143

Non Pro/ Amateur

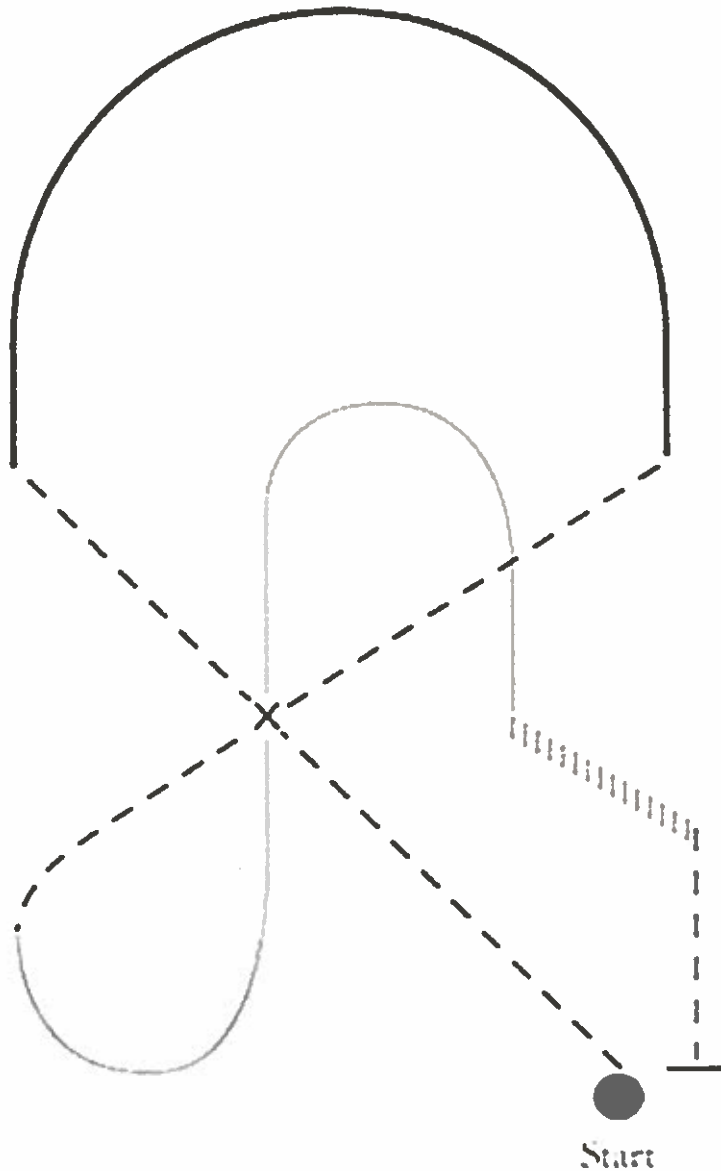
Class #144

Non Pro/ Amateur Masters

Class #149

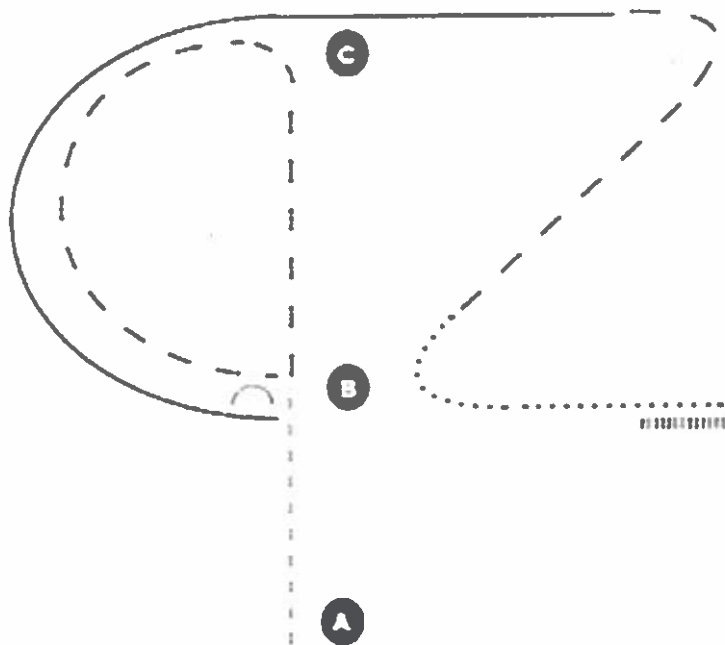
Non Pro/ Amateur 35 & Over

Class #142



- 1) Trot right diagonal to center, change to left diagonal
- 2) Right lead hand gallop
- 3) Trot left diagonal to center, change to right diagonal
- 4) Left lead canter, change leads
- 5) Break to sitting trot leg yield left, sitting trot to A. Stop
- 6) Exit at walk

Novice Non Pro/ Amateur Hunt Seat Equation *Class #146*
Novice Youth 18 & Under *Class #147*



- 1) Start at A
- 2) Sitting Trot to B
- 3) Trot, right diagonal to C, then half circle to B
- 4) Stop, execute 180 degree turn to the left on the forehand
- 5) Canter, right lead half circle and past C
- 6) Trot, left diagonal curve towards B
- 7) Break to walk, walk circle away from B
- 8) Stop, back 5 steps. Walk to exit.

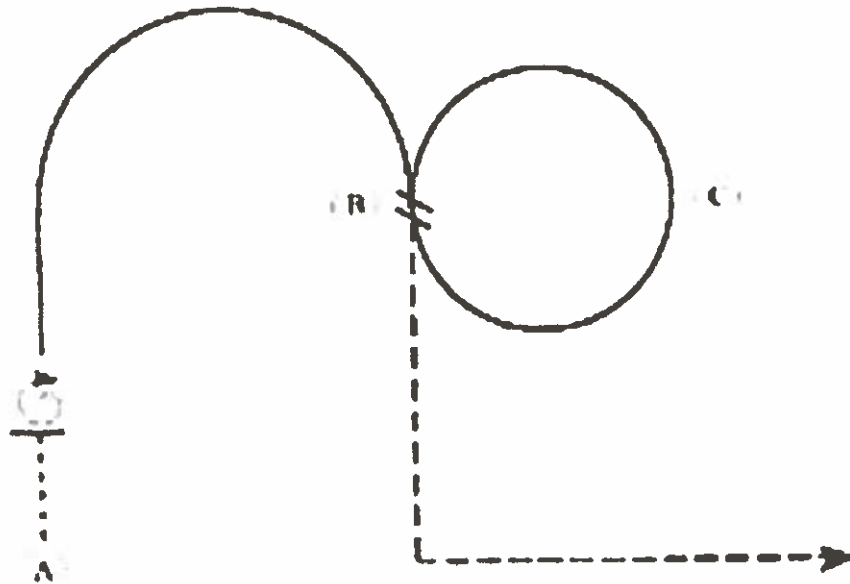
Saddle Seat Equitation

Youth 18 & Under

Class #163

Non Pro/ Amateur

Class #164



- 1) Be ready with horses tail at A
- 2) Walk two horse lengths
- 3) Stop and perform a 360 degree turn on the forehand to right
- 4) Canter on the right lead in half circle to B
- 5) Perform simple lead change at B
- 6) Canter a circle to the left At B
- 7) Rising trot on right diagonal until even with A
- 8) Square turn to left and change diagonals
- 9) Exit at trot