

# The Casino Classic

ALL-BREED, APHC & PINTO JUBILEE

JANUARY 25TH, 26TH & 27TH

FRIDAY - TRAIL & CATTLE | SATURDAY - HALTER & WESTERN | SUNDAY - RANCH, REINING & ENGLISH

HORSEMANS PARK, LAS VEGAS NEVADA

Join us for one of the fastest growing & most exciting shows of the season!  
beautiful weather, great competition and TONS of prizes and awards!

ELITE CUSTOM SADDLE TO ALL-AROUND WINNER

| 14 Silver Belt Buckles | All breed, ApHC & Pinto Grand Champion at halter |  
Adult Walk Jog | NEW lowered youth all day fees |

Visit the website for more info!

[www.spottedvalleyappaloosa.com](http://www.spottedvalleyappaloosa.com)

Calizona | Elite Top Lin Kline | Spotted Valley  
Stalls - Tom Dean: 760-885-6567  
Entries Sheila Shiffert: 909-9585098

2018 Elite Custom Saddle

All-Around Winner Trisfianna Bickford showing  
ApHC gelding, Smart Code Cracker



GTWETPHOTO.COM

## Casino Classic

## Pattern Book

# January 25 - 27, 2019

## Las Vegas

Hosted by EWA, Spotted Valley and Calizona

Appaloosa Horse Clubs

## Casino Classic – Class List

### Class Schedule for Friday – January 25, 2019 Classes Begin at 10:00 a.m.

!!Cattle Classes Only To be held at nearby facility: 355 N. Pueblo Blvd, Henderson Nevada - 9 miles from Horseman's Park!!

!!Cattle Classes to start NO SOONER than 2:00 p.m. or one (1) hour after Trail classes end; whichever is later!!

#### TRAIL

1. Green Horse Trail
2. NP/Amateur Trail
3. Junior Trail
4. Youth 18 & Under Trail
5. Youth 11-18 W/T Trail
6. Novice NP/Amateur Trail
7. Senior Trail
8. Novice Youth 18 & U Trail \*\*
9. NP/Amateur Masters Trail ^^
10. Youth W/T 10 & Under Trail
11. NP/Amateur Walk/Trot Trail
12. NP/Amateur 35 & Over Trail ^^
13. Yearling In Hand Trail

#### CATTLE EVENTS

14. Judged Heading All Ages
15. NP/Amateur Judged Heading
16. Youth 18 & U Judged Heading
17. Judged Heeling All Ages

18. NP/Amateur Judged Heeling
19. Youth 18 & U Judged Heeling
20. Heading & Heeling All Ages ^^
21. NP/Amateur Heading & Heeling ^^
22. Timed Tie-Down Roping All Ages
23. NP/Amateur Timed Tie-Down Roping
24. NP/Amateur Judged Tie-Down Roping
25. Youth 18 & U Judged Tie-Down Roping
26. NP/Amateur Breakaway Roping
27. Youth 18 & U Breakaway Roping
28. Steer Daubing All Ages
29. NP/Amateur Steer Daubing
30. Youth 18 & U Steer Daubing

^^ = Not PtHA approved

\*\* = Not ApHC approved

### Class Schedule for Saturday – January 26, 2019 Classes Begin at 8:00 a.m.

#### HALTER & SHOWMANSHIP

##### 31. All Breed 2 Yr & Under Futurity

32. NP/Amateur Halter Mares

~~33. Weanling Fillies~~

34. Yearling Fillies

35. 2 Year Old Mares

36. 3 Year Old Mares

37. Aged Mares

38. Broodmares

39. Performance Horse Halter Mares \*\*

ApHC GRAND & RESERVE MARES

Pinto GRAND & RESERVE MARES

All Breed GRAND & RESERVE MARES

40. FPD Halter Mares ^^

41. Youth 18 & Under Halter Mares

42. Youth 18 & Under Western Showmanship

43. Non Pro/Amateur Western Showmanship

44. Youth 10 & U W/T Western Showmanship

45. NP/Amateur Halter Geldings

~~46. Weanling Geldings~~

47. Yearling Geldings

48. 2 Year Old Geldings

49. 3 Year Old Geldings

50. Aged Geldings

51. Performance Horse Halter Geldings \*\*

ApHC GRAND & RESERVE GELDINGS

Pinto GRAND & RESERVE GELDINGS

All Breed GRAND & RESERVE GELDINGS

52. FPD Halter Geldings ^^

53. Youth 18 & Under Halter Geldings

54. Novice Youth 18 & Under Western Showmanship

55. Yth 11-18 W/T West Showmanship \*\*

56. Novice NP/Amateur Western Showmanship

57. NP/Amateur Halter Stallions

~~58. Weanling Colts~~

59. Yearling Colts

60. 2 Year Old Stallions

61. 3 Year Old Stallions

62. Aged Stallions

63. Performance Horse Halter Stallions \*\*

ApHC GRAND & RESERVE STALLIONS

Pinto GRAND & RESERVE STALLIONS

All Breed GRAND & RESERVE STALLIONS

64. FPD Halter Stallions ^^

65. NP/Amateur 35&Over Western Showmanship^^

66. NP/Amateur Masters Western Showmanship^^

#### MOST COLORFUL

67. NP/Amateur Most Colorful at Halter ^^

68. NP/Amateur Most Colorful PtHA Overo

69. NP/Amateur Most Colorful PtHA Tobiano

70. Most Colorful at Halter ^^

71. Most Colorful at Halter PtHA Overo

72. Most Colorful at Halter PtHA Tobiano

73. Youth 18 & Under Most Colorful at Halter ^^

74. Youth 18 & Under Most Colorful PtHA Overo

75. Youth 18 & Under Most Colorful PtHA Tobiano

### **BAREBACK EQUITATION - WESTERN**

- 76. NP/Amateur Bareback Equitation - Western
- 77. Youth 18 & Under Bareback Equitation -Western

### **LEADLINE**

- 78. Leadline Equitation 6 & Under  
*For Pinto and All Breed – Age is 8 & Under*

### **WESTERN HORSEMANSHIP**

- 79. Youth 10 & Under W/T Horsemanship
- 80. NP/Amateur 35 & Over Horsemanship ^^
- 81. Youth 18 & Under Horsemanship
- 82. NP/Amateur Horsemanship
- 83. Youth 11-18 W/T Horsemanship
- 84. Novice NP/Amateur Horsemanship
- 85. Novice Youth 18 & Under Horsemanship
- 86. NP/Amateur Walk/Trot Horsemanship
- 87. NP/Amateur Masters Horsemanship ^^

### **WESTERN PLEASURE**

- 88. ~~2 YO S/B Western Pleasure~~
- 89. Green Horse Western Pleasure
- 90. NP/Amateur Masters Western Pleasure ^^
- 91. Youth 18 & Under Western Pleasure
- 92. NP/Amateur 35 & O Western Pleasure ^^
- 93. NP/Amateur Western Pleasure
- 94. Youth 11-18 W/T Western Pleasure
- 95. Junior Western Pleasure

- 96. Novice NP/Amateur Western Pleasure
- 97. Novice Youth 18 & Under Western Pleasure
- 98. Youth W/T 10 & Under Western Pleasure
- 99. 3 YO S/B Western Pleasure
- 100. NP/Amateur W/T Western Pleasure
- 101. Senior Western Pleasure

### **WESTERN RIDING**

- 102. Green Horse Western Riding
- 103. NP/Amateur Western Riding
- 104. Western Riding All Ages
- 105. Youth 18 & Under Western Riding
- 106. NP/Amateur Masters Western Riding ^^

### **SADDLESEAT EQUITATION**

- 107. NP/Amateur Saddleseat Equitation
- 108. Youth 18&U Saddleseat Equitation

### **SADDLESEAT PLEASURE**

- 109. NP/Amateur Saddleseat Pleasure
- 110. Saddleseat Pleasure All Ages
- 111. Youth 18 & U Saddleseat Pleasure

^^ = Not PtHA approved

\*\* = Not ApHC approved

## **Class Schedule for Sunday – January 27, 2019 Classes Begin at 8:00 a.m.**

### **LADIES/YOUTH HERITAGE**

- 112. Ladies Heritage ^^
- 113. Youth 18 & U Heritage ^^

### **RANCH HORSE**

- 114. NP/Amateur Ranch Horse Trail
- 115. Ranch Horse Trail All Ages
- 116. Youth 18 & Under Ranch Trail
- 117. NP/Amateur Ranch Rail Pleasure
- 118. Ranch Rail Pleasure All Ages
- 119. Youth 18 & Under Ranch Rail Pleasure
- 120. NP/Amateur Ranch Riding
- 121. Ranch Riding All Ages
- 122. Youth 18 & Under Ranch Riding
- 123. NP/Amateur Ranch Reining ^^
- 124. Ranch Reining All Ages ^^
- 125. Youth 18 & Under Ranch Reining ^^

### **REINING**

- 126. Reining Hackamore ^^
- 127. NP/Amateur Reining
- 128. Reining Junior Horse
- 129. Youth 18 & Under Reining

- 130. NP/Amateur Masters Reining ^^
- 131. Reining Senior Horse

### **PLEASURE DRIVING**

- 132. NP/Amateur Pleasure Driving
- 133. Pleasure Driving – All Ages

### **RANCH HORSE CONFORMATION**

- 134. NP/Amateur Ranch Conformation ^^
- 135. Ranch Conformation All Ages ^^
- 136. Youth 18 & Under Ranch Conformation ^^

### **HUNTER IN HAND**

- 137. NP/Amateur HIH Mares ^^
- 138. Hunter In Hand Mares ^^
- 139. Youth 18 & U HIH Mares ^^
- 140. NP/Amateur HIH Geldings ^^
- 141. Hunter in Hand Geldings ^^
- 142. Youth 18 & U HIH Geldings ^^
- 143. NP/Amateur HIH Stallions ^^
- 144. Hunter In Hand Stallions ^^

## ENGLISH SHOWMANSHIP

145. Youth 18 & Under English Showmanship

## MEN'S HERITAGE

146. Men's Heritage ^^

## HUNTER HACK

147. NP/Amateur Hunter Hack- 2' to 2'9"  
148. Hunter Hack All Ages – 2' to 2'9"  
149. Youth 18 & U Hunter Hack- 2' to 2'9"

## HUNTER OVER FENCES

150. NP/Amateur HS Equit Over Fences-2'6" to 2'9"  
151. Yth 18 & U HS Equit Over Fences-2'6" to 2'9"  
152. Pre-Green Working Hunter-2'6" to 2'9" ^^  
153. NP/Amateur Working Hunter-2'6" to 2'9"  
154. Yth 18 & U Working Hunter-2'6" to 2'9"  
155. Green Hunter-2'9" to 3'  
156. Working Hunter All Ages-3' to 3'3"

## JUMPING

157. Preliminary Jumping-3' to 3'9" ^^  
158. Youth 18 & Under Jumping-3'3" to 3'6"  
159. NP/Amateur Jumping-3'3" to 3'6"  
160. Jumping All Ages-3'6" to 4'

## HUNTSEAT EQUITATION

161. Youth 10 & Under W/T HS Equitation  
162. NP/Amateur 35 & Over HS Equitation ^^  
163. Youth 18 & U HS Equitation  
164. NP/Amateur Hunt Seat Equitation  
165. Youth 11-18 W/T HS Equitation  
166. Novice NP/Amateur HS Equitation  
167. Novice Youth 18 & U HS Equitation  
168. NP/Amateur W/T HS Equitation  
169. NP/Amateur Masters HS Equitation ^^

## HUNTER UNDER SADDLE

170. Green Horse Hunter Under Saddle  
171. 3 YO S/B Hunter Under Saddle  
172. NP/Amateur 35 & Over HUS ^^  
173. Youth 18 & Under Hunter Under Saddle  
174. NP/Amateur Masters HUS ^^  
175. Junior Hunter Under Saddle  
176. NP/Amateur Hunter Under Saddle  
177. Youth 11-18 W/T Hunter Under Saddle  
178. Novice NP/Amateur HUS  
179. Senior Hunter Under Saddle  
180. NP/Amateur W/T Hunter Under Saddle  
181. Novice Youth 18 & Under HUS  
182. Youth 10 & Under W/T HUS

## GAMES

183. Youth 18 & Under Keyhole  
184. NP/Amateur Keyhole  
185. Youth 10 & Under W/T Keyhole  
186. NP/Amateur W/T Keyhole  
187. Youth 11-18 W/T Keyhole \*\*  
188. Keyhole Open  
189. Youth 18 & Under Stake Race  
190. NP/Amateur Stake Race  
191. Youth 10 & Under W/T Stake Race  
192. NP/Amateur W/T Stake Race  
193. Youth 11-18 W/T Stake Race \*\*  
194. Stake Race Open  
195. Youth 18 & Under Figure 8 Stake Race  
196. NP/Amateur Figure 8 Stake Race  
197. Youth 10 & Under W/T Figure 8 Stake Race  
198. NP/Amateur W/T Figure 8 Stake Race  
199. Youth 11-18 W/T Figure 8 Stake Race \*\*  
200. Figure 8 Stake Race Open  
201. Youth 18 & Under Stump Race (Barrels)  
202. NP/Amateur Stump Race (Barrels)  
203. Youth 10 & Under W/T Stump Race (Barrels)  
204. NP/Amateur W/T Stump Race (Barrels)  
205. Youth 11-18 W/T Stump Race (Barrels) \*\*  
206. Stump Race Open (Barrels)

*Note: All Games Classes are Time Only; not Horse Against Horse. Appaloosa Horses seeking Appaloosa Breed Points must run in accordance with ApHC Rules for Time Only (i.e., to the right barrel first). All Breed Horses and Pintos may run starting to the left or right barrel as preferred and/or in accordance with PtHA Rules.*

^^ = Not PtHA approved

\*\* = Not ApHC approved

*Thank you and See You Next Year!*

#6 - Novice NonPro

#8 - Novice Youth

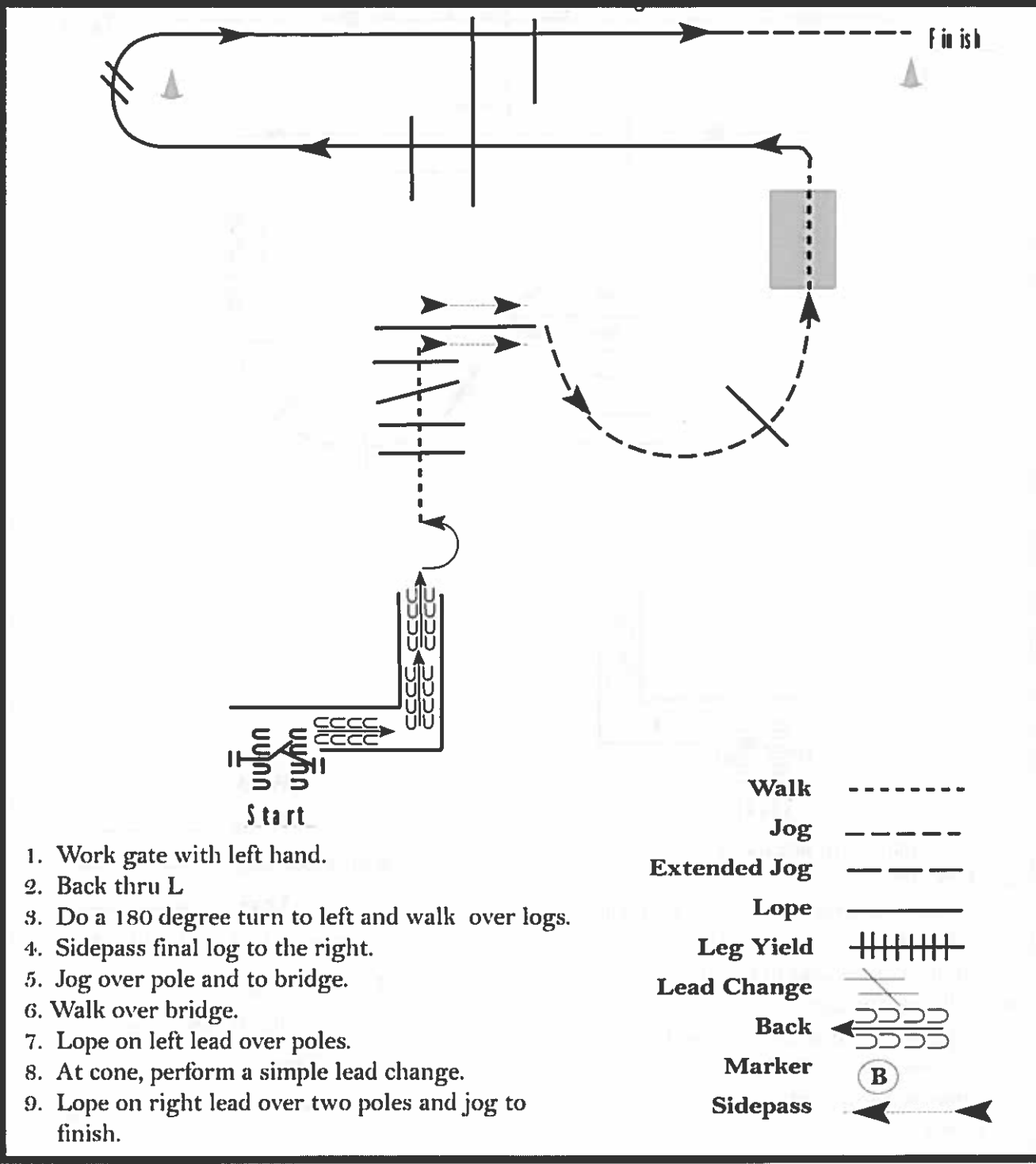
# Casino, Classic

#1 Green Trail--#3 Junior Trail

Show Date: *January 25-27, 2019*

www.HorseShowPatterns.com

www.HorseShowPatterns.com



1. Work gate with left hand.
2. Back thru L
3. Do a 180 degree turn to left and walk over logs.
4. Sidepass final log to the right.
5. Jog over pole and to bridge.
6. Walk over bridge.
7. Lope on left lead over poles.
8. At cone, perform a simple lead change.
9. Lope on right lead over two poles and jog to finish.

Walk	-----
Jog	- - - - -
Extended Jog	-----
Lope	—————
Leg Yield	
Lead Change	↔
Back	←←←←←
Marker	⊙ B
Sidepass	←-----→

[T/2-26]

Pattern Provided by:  
*Your Judges*

#4 Youth  
18+U

# Casino Classic

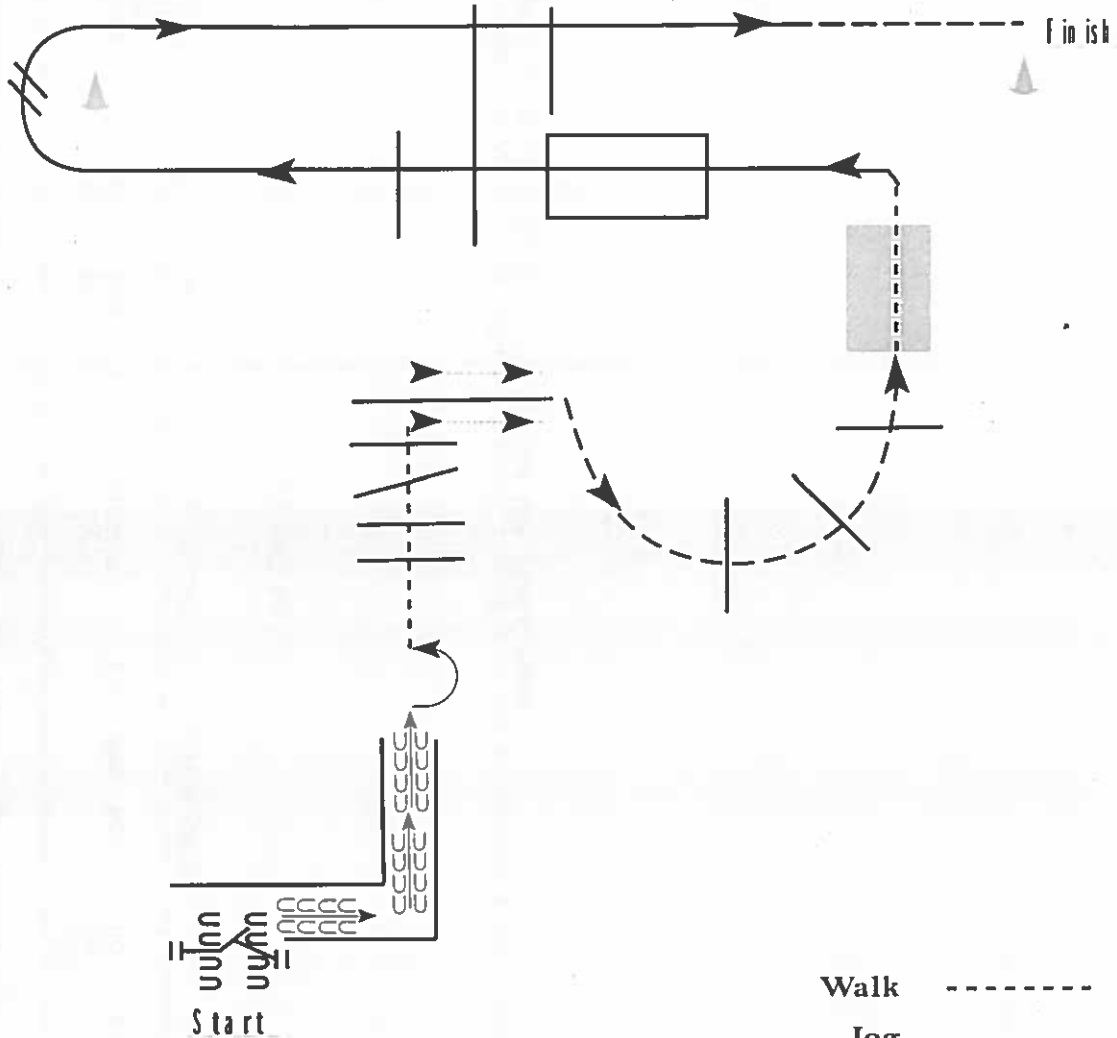
#12-NP 35+0

#2 Non Pro--#7 Senior Trail--#9 Masters

Show Date: *January 25-27, 2019*

www.HorseShowPatterns.com

www.HorseShowPatterns.com



1. Work gate with left hand.
2. Back thru L
3. Do a 180 degree turn to left and walk over logs.
4. Sidepass final log to the right.
5. Jog over poles and to bridge.
6. Walk over bridge.
7. Lope on left lead thru box and over poles.
8. At cone, change leads.
9. Lope on right lead over two poles and jog to finish.

Walk	.....
Jog	-----
Extended Jog	-----
Lope	————
Leg Yield	
Lead Change	⊕
Back	←←←←
Marker	⊙
Sidepass	←←

[T/3-26]

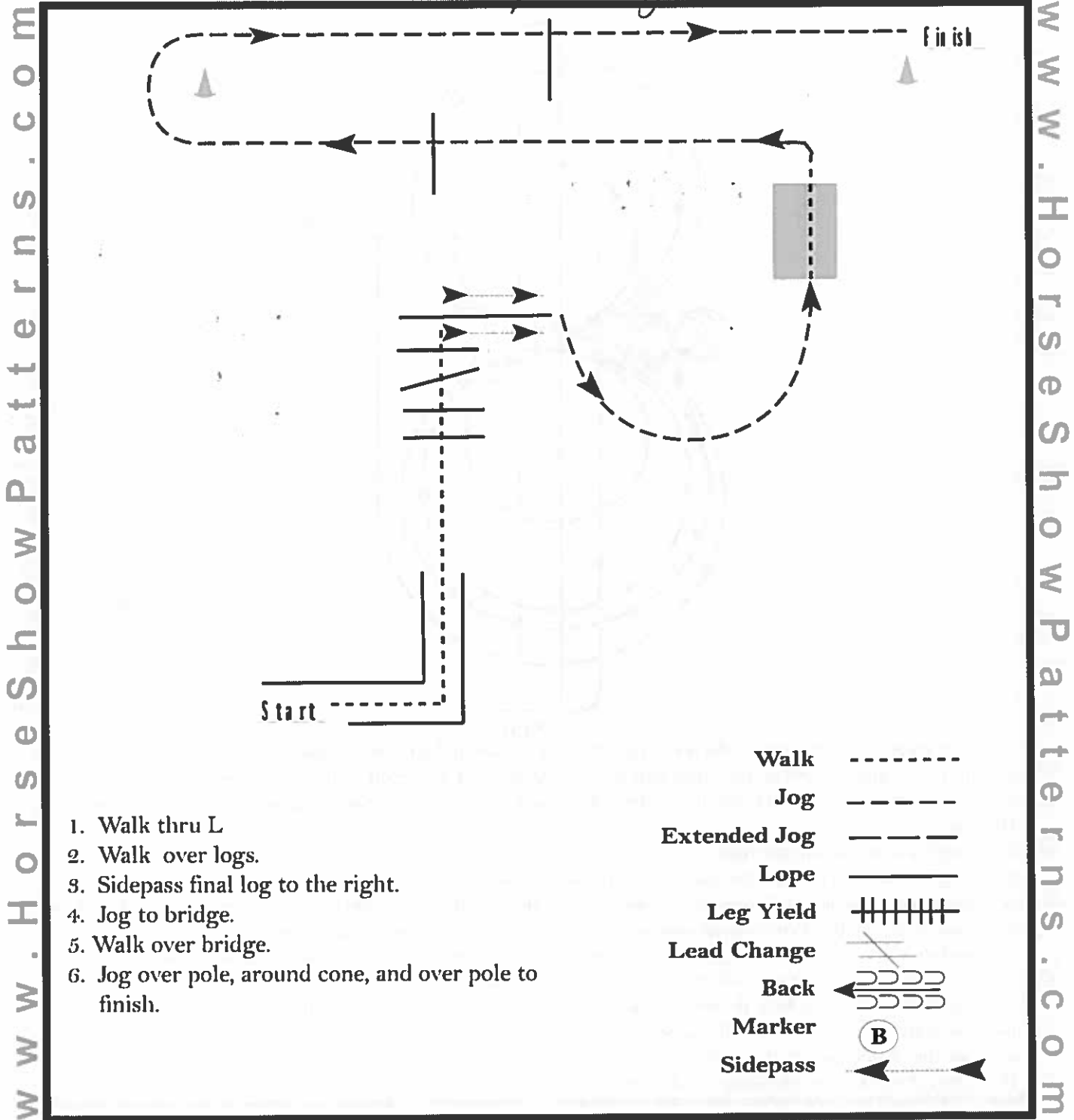
Pattern Provided by:  
*Your Judges*

# Casino Classic

and #13 Yearling  
in Hand

#10--Yth W/T Trail--#11 NP W/T Trail--#5 Yth W/T 11-18

Show Date: *January 25-27, 2019*



1. Walk thru L
2. Walk over logs.
3. Sidepass final log to the right.
4. Jog to bridge.
5. Walk over bridge.
6. Jog over pole, around cone, and over pole to finish.

Walk	.....
Jog	-----
Extended Jog	-----
Lope	—————
Leg Yield	
Lead Change	///
Back	⊂⊂⊂ ⊂⊂⊂
Marker	Ⓚ
Sidepass	←-----←

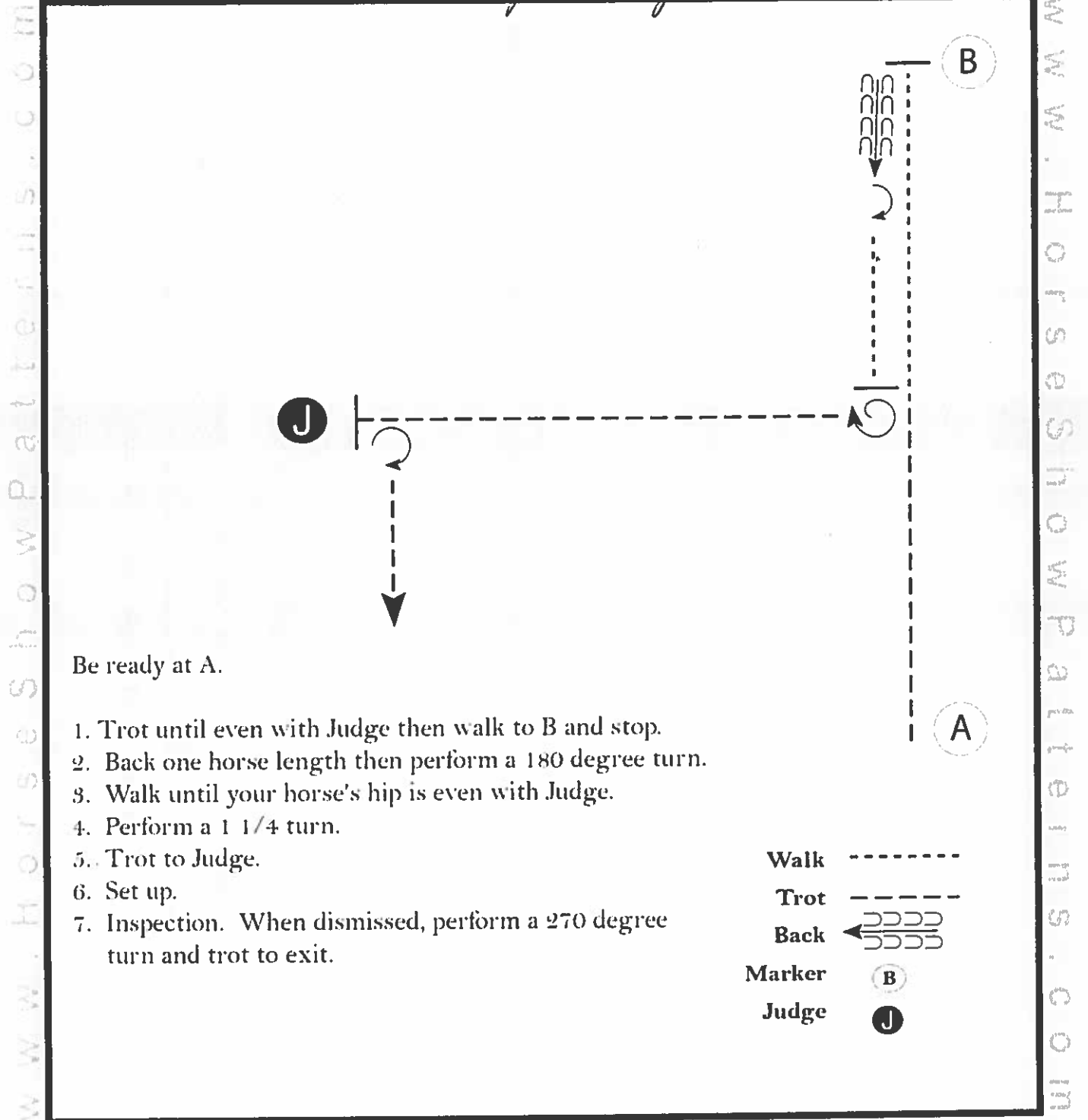
[T/WT-26]

Pattern Provided by:  
*Your Judges*

SHOWMANSHIP  
**Casino Classic**

#65 35 & Over--#42 Youth 1811--#43 Non Pro--#66 Masters

Show Date: *January 25-27, 2019*



Be ready at A.

1. Trot until even with Judge then walk to B and stop.
2. Back one horse length then perform a 180 degree turn.
3. Walk until your horse's hip is even with Judge.
4. Perform a 1 1/4 turn.
5. Trot to Judge.
6. Set up.
7. Inspection. When dismissed, perform a 270 degree turn and trot to exit.

Walk -----  
 Trot -----  
 Back ←-----  
 Marker (B)  
 Judge (J)

[S/3-120]

**Pattern Provided by:**  
*Your Judges*

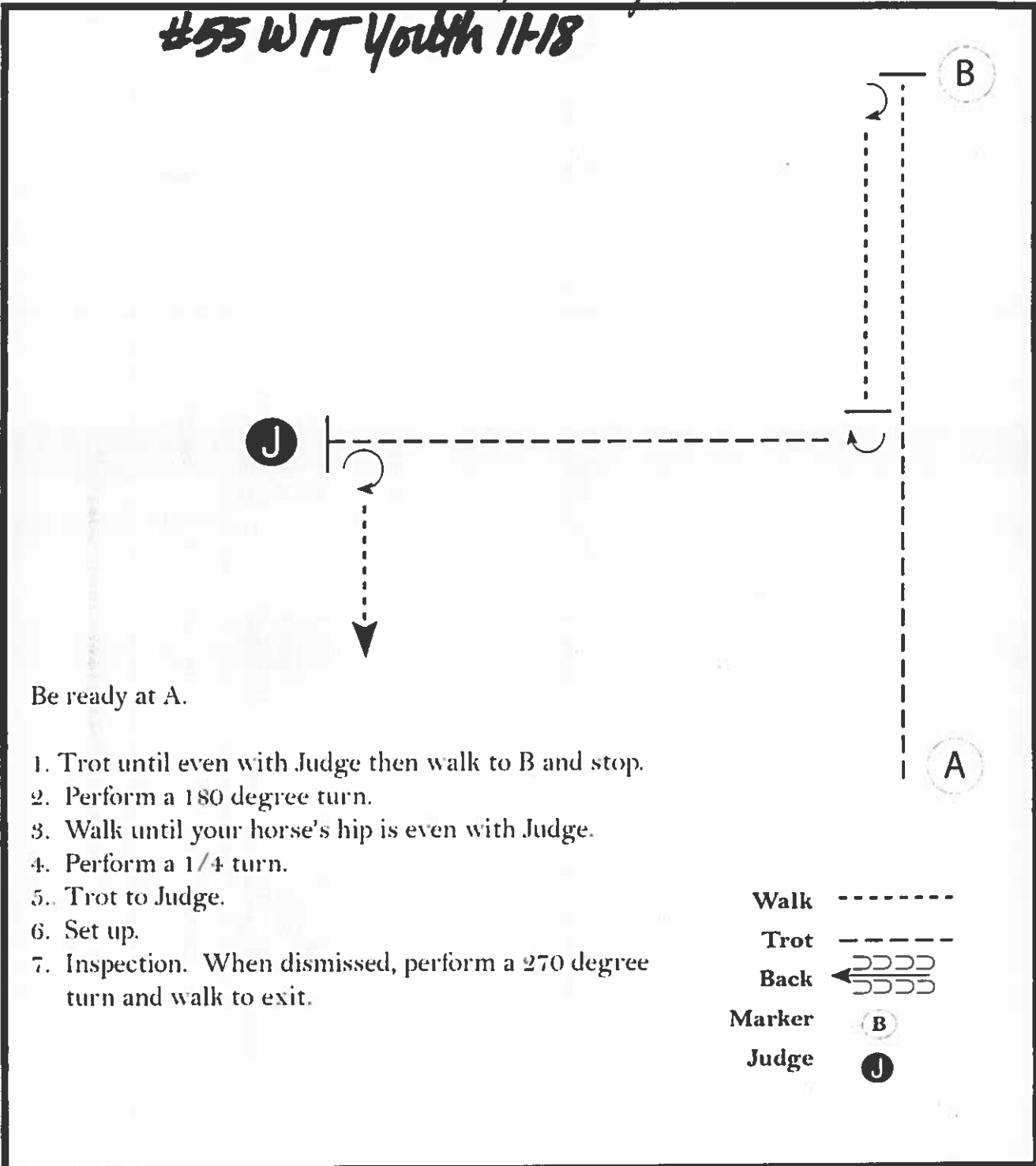


# Casino Classic

## #44 Walk Trot Showmanship 10 & Under

Show Date: *January 25-27, 2019*

## #55 WIT Youth 11-18



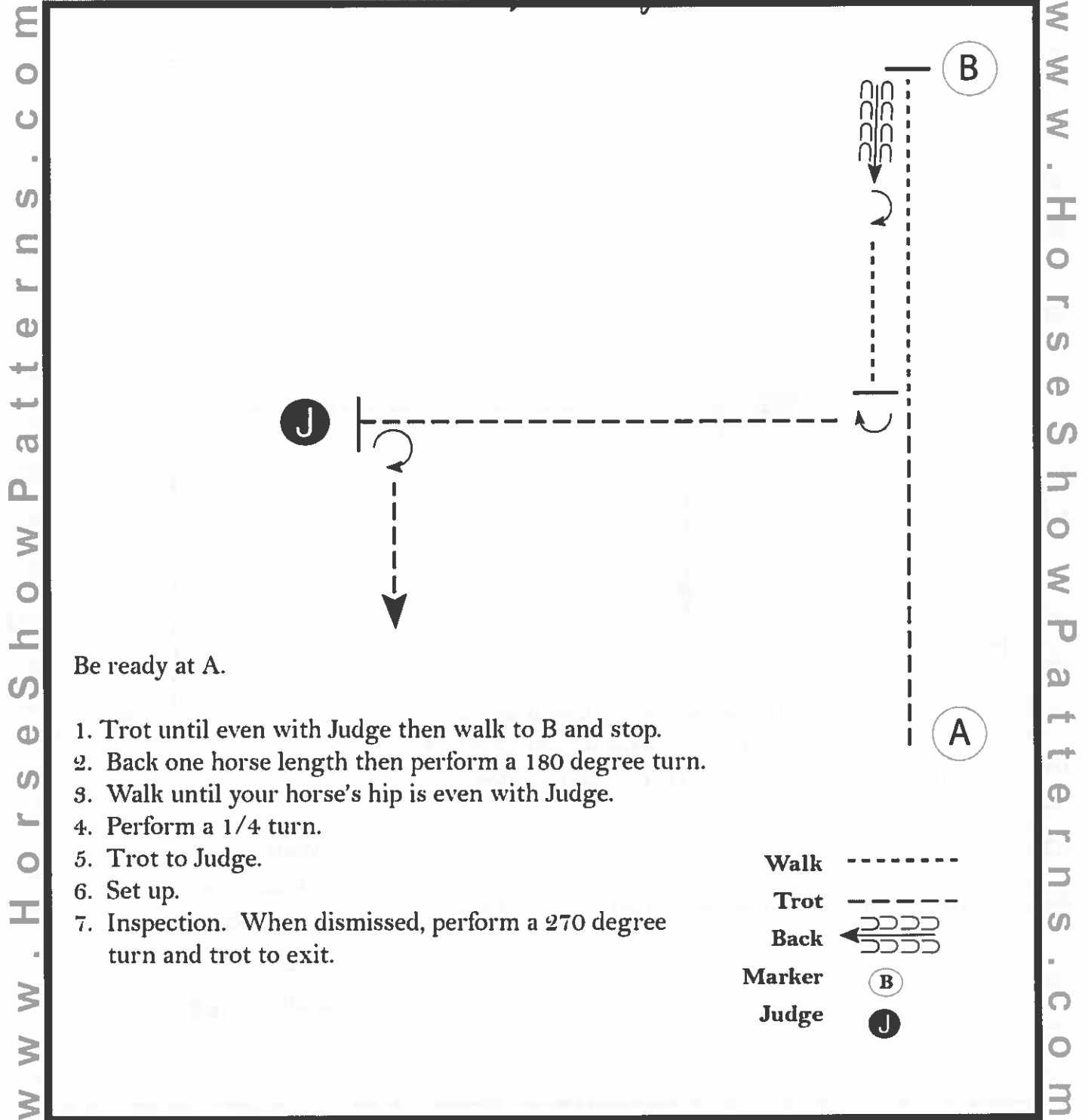
[S/WT-120]

Pattern Provided by:  
*Your Judges*

# Covina Classic

#54 Novice Yth--#56 Novice NP--# Showmanship

Show Date: January 25-27, 2019



[S/2-120]

Pattern Provided by:  
*Your Judges*

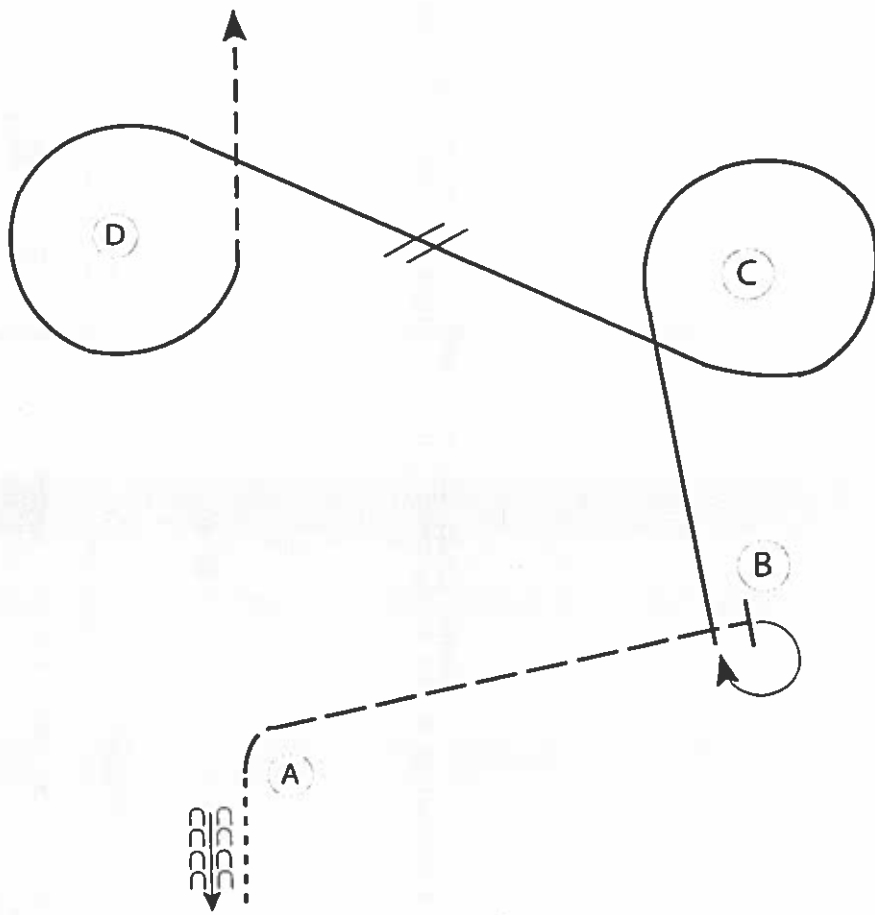
# Casino Classic

#77 Yth Bareback--#76 Non Pro Bareback

Show Date *January 25-27, 2019*

www.HorseShowPatterns.com

www.HorseShowPatterns.com



1. Begin before A. Back one horse length
2. Walk to A. Extend the jog to B
3. At B stop. Perform a 270 degree turn on the hindquarters to the right
4. Lope on the right lead around C
5. Perform a simple or flying change of lead between C and D
6. Lope on the left lead around D
7. Break to the jog at D
8. Jog to the exit

Walk	.....
Jog	-----
Extended Jog	-----
Lope	—————
Leg Yield	
Lead Change	///
Back	←←←←← ←←←←←
Marker	(B)
Sidepass	←←←←←

[WH/2-57]

Pattern Provided by:  
*Your Judges*

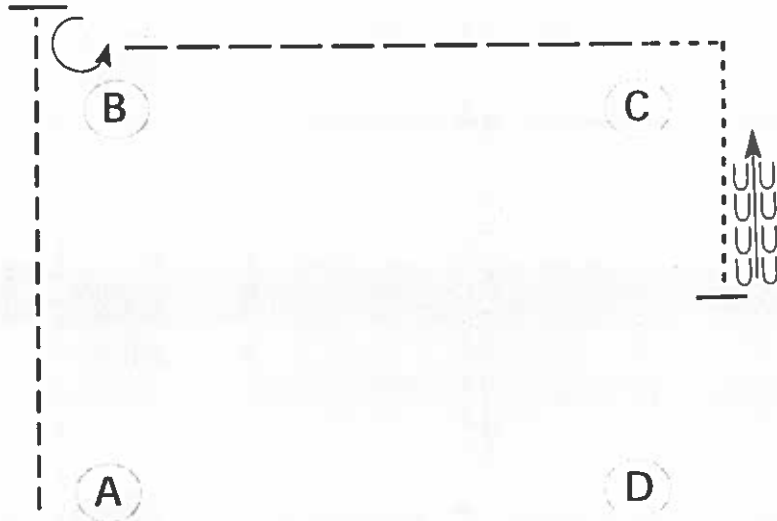
# Western Horsemanship Casino Classic

# 79 Yth W/T--# 86 NP W/T--# 83 Yth W/T 11-18

Show Date: *January 25-27, 2019*

www.HorseShowPatterns.com

www.HorseShowPatterns.com



Be ready at A.

1. Jog from A past B.
2. Stop past B and perform a 270 degree turn to the left.
3. Extended jog to C.
4. Break to a walk and walk around C and halfway to D.
5. Stop and back approximately one horse length.

Follow the instructions of your ring steward.

Walk	.....
Jog	-----
Extended Jog	- - - - -
Lope	—————
Lead Change	———/———
Back	←———
Marker	Ⓚ

[WH/WT-88]

Pattern Provided by:  
*Your Judges*

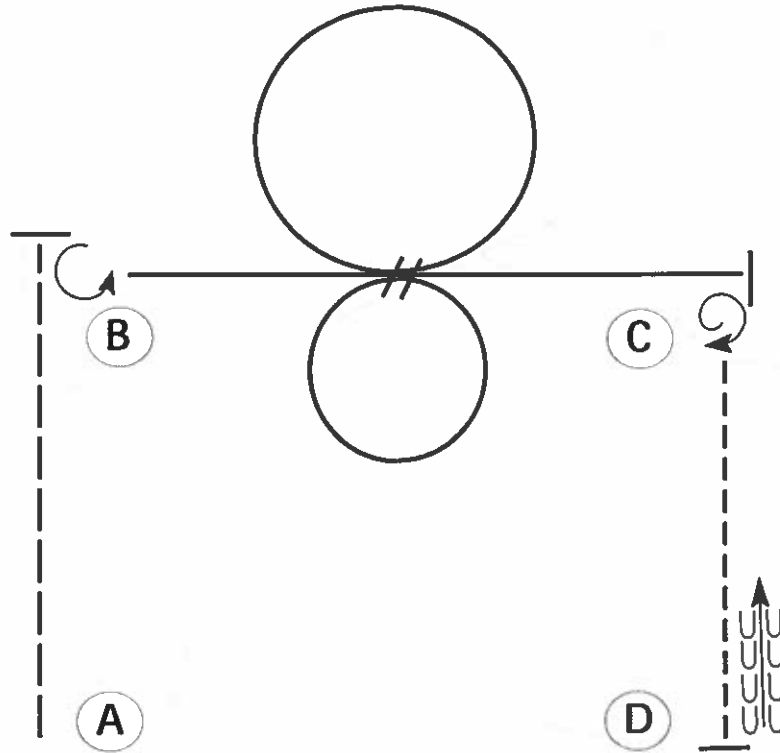
# WESTERN HORSEMANSHIP Casino Classic

#80 35 & Over--#81 Youth--#82 Non Pro--#87 Masters

Show Date: *January 25-27, 2019*

www.HorseShowPatterns.com

www.HorseShowPatterns.com



Be ready at A.

1. Extended trot from A past B.
2. Stop past B and perform a 270 degree turn to the left.
3. Lope on the left lead halfway to C.
4. Change leads and perform a small, slow circle to the right.
5. Change leads and perform a large, fast circle to the left.
6. Continue to lope past C and stop.
7. Perform a 1 1/4 turn to the right.
8. Jog to D.
9. Stop and back approximately one horse length.

Walk	-----
Jog	-----
Extended Jog	-----
Lope	-----
Lead Change	
Back	
Marker	(B)

Follow the instructions of your ring steward.

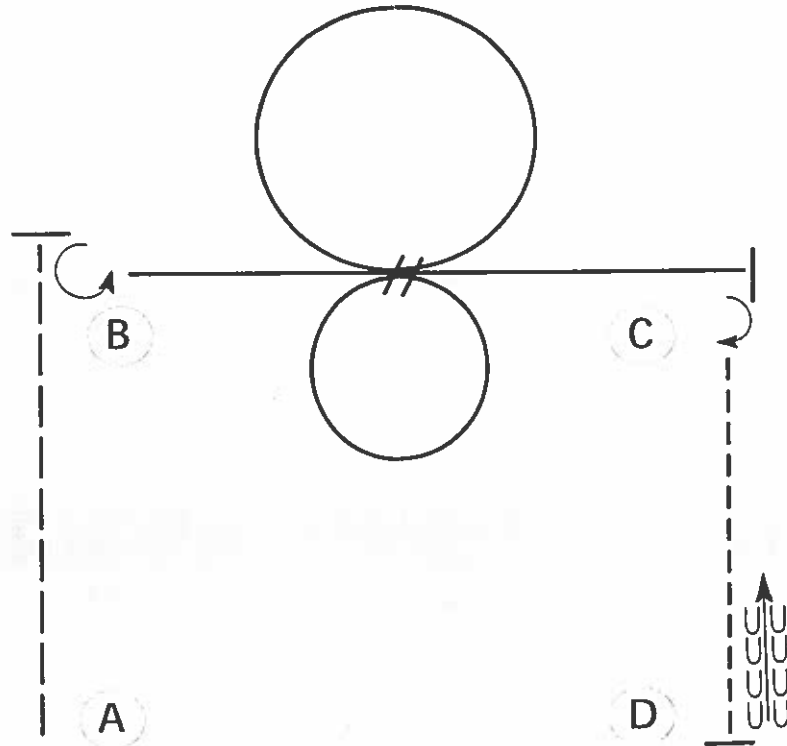
[WH/3-88]

**Pattern Provided by:**  
*Your Judges*

# WESTERN HORSEMANSHIP Casino Classic

#85 Yth Novice--# 84NP Novice--

Show Date: *January 25-27, 2019*



Be ready at A.

1. Extended trot from A past B.
2. Stop past B and perform a 270 degree turn to the left.
3. Lope on the right lead halfway to C.
4. Perform a small, slow circle to the right.
5. Change leads and perform a large, fast circle to the left.
6. Continue to lope past C and stop.
7. Perform a 1/4 turn to the right.
8. Jog to D.
9. Stop and back approximately one horse length.

Follow the instructions of your ring steward.

Walk	-----
Jog	- - - - -
Extended Jog	-----
Lope	—————
Lead Change	
Back	
Marker	(B)

[WH/2-88]

**Pattern Provided by:**  
*Your Judges*

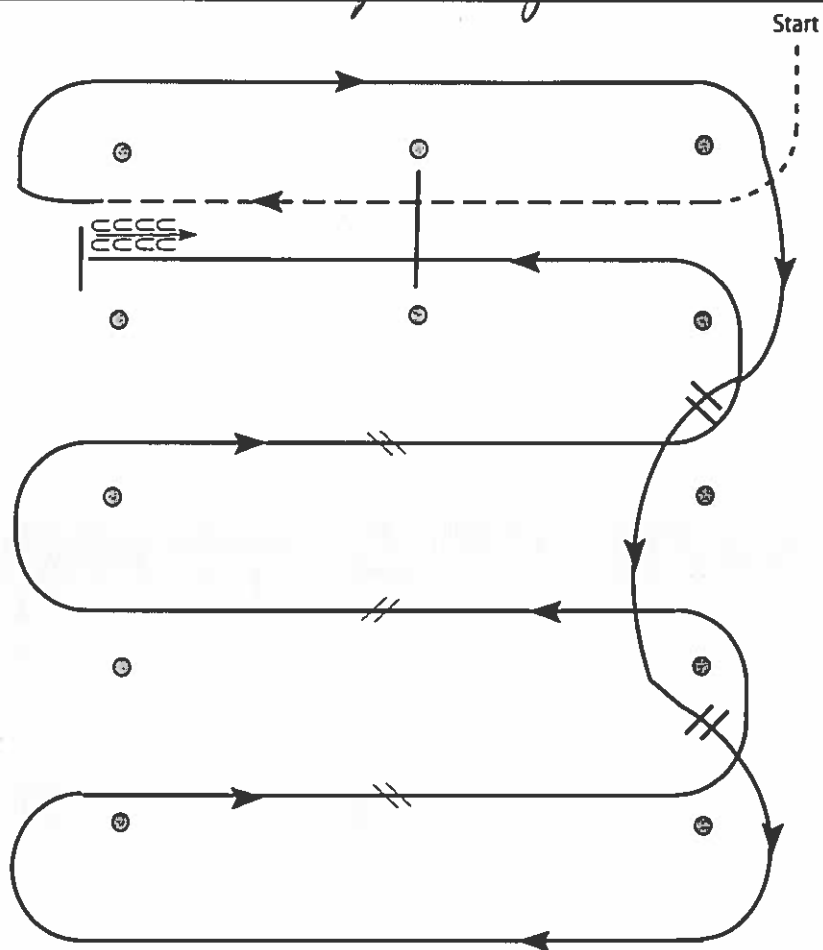
www.HorseShowPatterns.com

www.HorseShowPatterns.com

# Carino Classic

## #102 Green Western Riding

Show Date: *January 25-27, 2019*



1. Walk, transition to jog, jog over log.
2. Transition to right lead and lope around end.
3. First line change.
4. Second line change. Lope around end of arena.
5. First crossing change.
6. Second crossing change.
7. Third crossing change.
8. Lope over log.
9. Lope, stop and back.

[WR/GP-4]

Pattern Provided by:

*Your Judges*

# Cavillo Classic

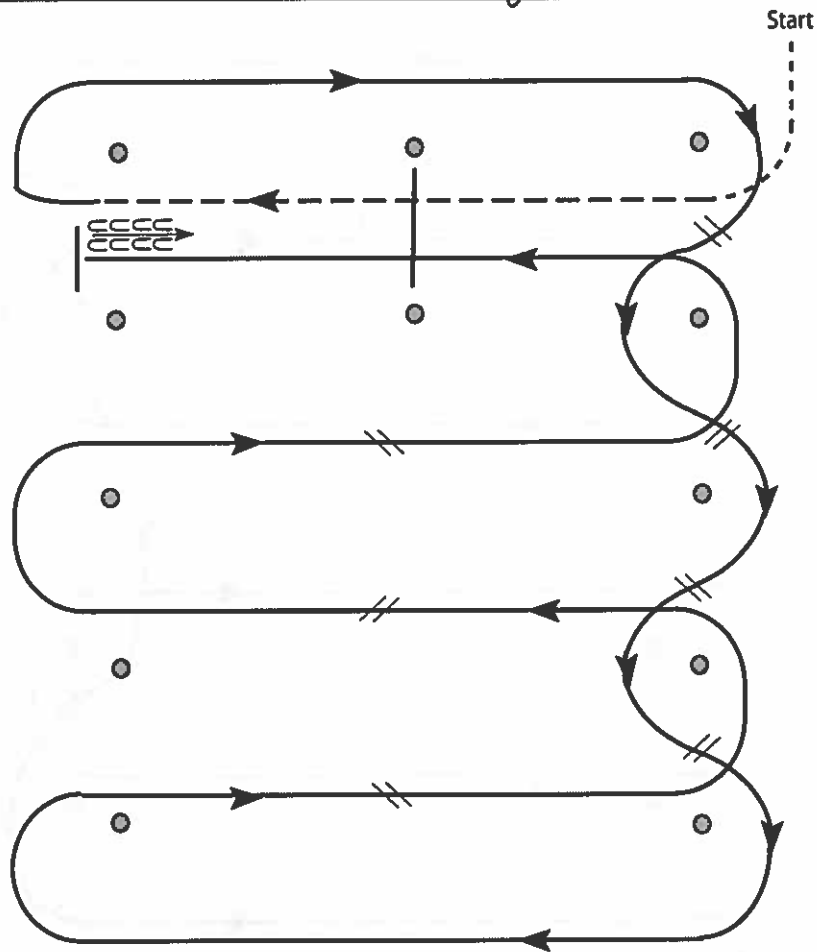
#103 - #106

Western Riding

Show Date: *January 25-27, 2019*

w w w . H o r s e S h o w P a t t e r n s . c o m

w w w . H o r s e S h o w P a t t e r n s . c o m



1. Walk, transition to jog, jog over log.
2. Transition to right.
3. First line change.
4. Second line change.
5. Third line change.
6. Fourth line change.
7. First crossing change.
8. Second crossing change.
9. Third crossing change.
10. Lope over log.
11. Lope, stop and back.

[WR/OP-4]

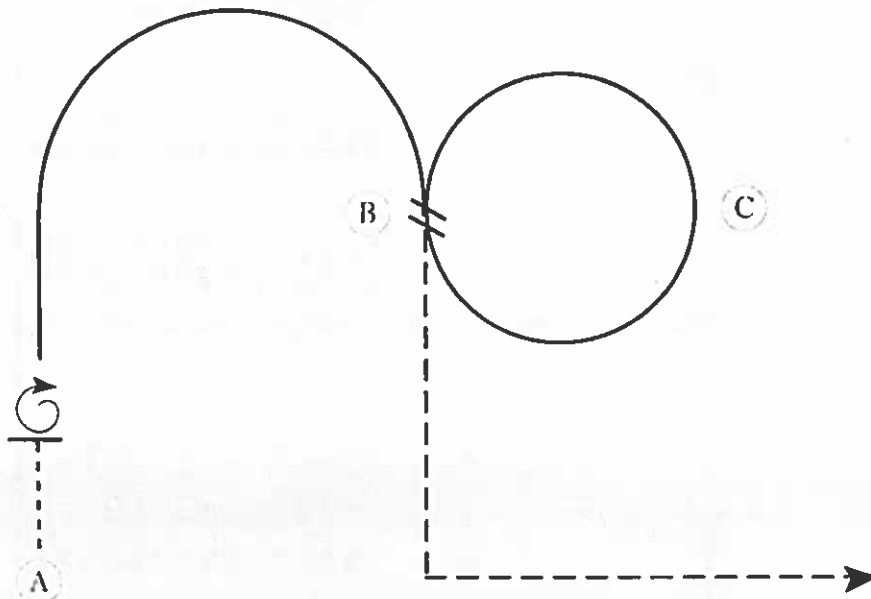
Pattern Provided by:  
*Your Judges*



# Casino Classic

#108 *4th* Saddleseat Eq--#107 NP Saddleseat Eq

Show Date: *January 25-27, 2019*



Be ready with your horse's tail to A.

1. Walk two horse lengths from A.
2. Stop and perform a 360 degree turn on the fore hand to the right.
3. Canter on the right lead in a half circle to B.
4. Perform a simple lead change at B.
5. Canter a circle to the left at B.
6. Rising trot on the left diagonal until even with A.
7. Turn left and change diagonals.
8. Rising trot on the right diagonal straight away from A.

Pattern is over once you have passed C at the trot.

Follow the directions of your ring steward.

Walk	-----
Trot	- - - - -
Extended Trot	=====
Canter	—————
Lead Change	
Back	
Marker	
Hand Gallop	—————

[HSE/3-46]

Pattern Provided by:  
*Your Judges*

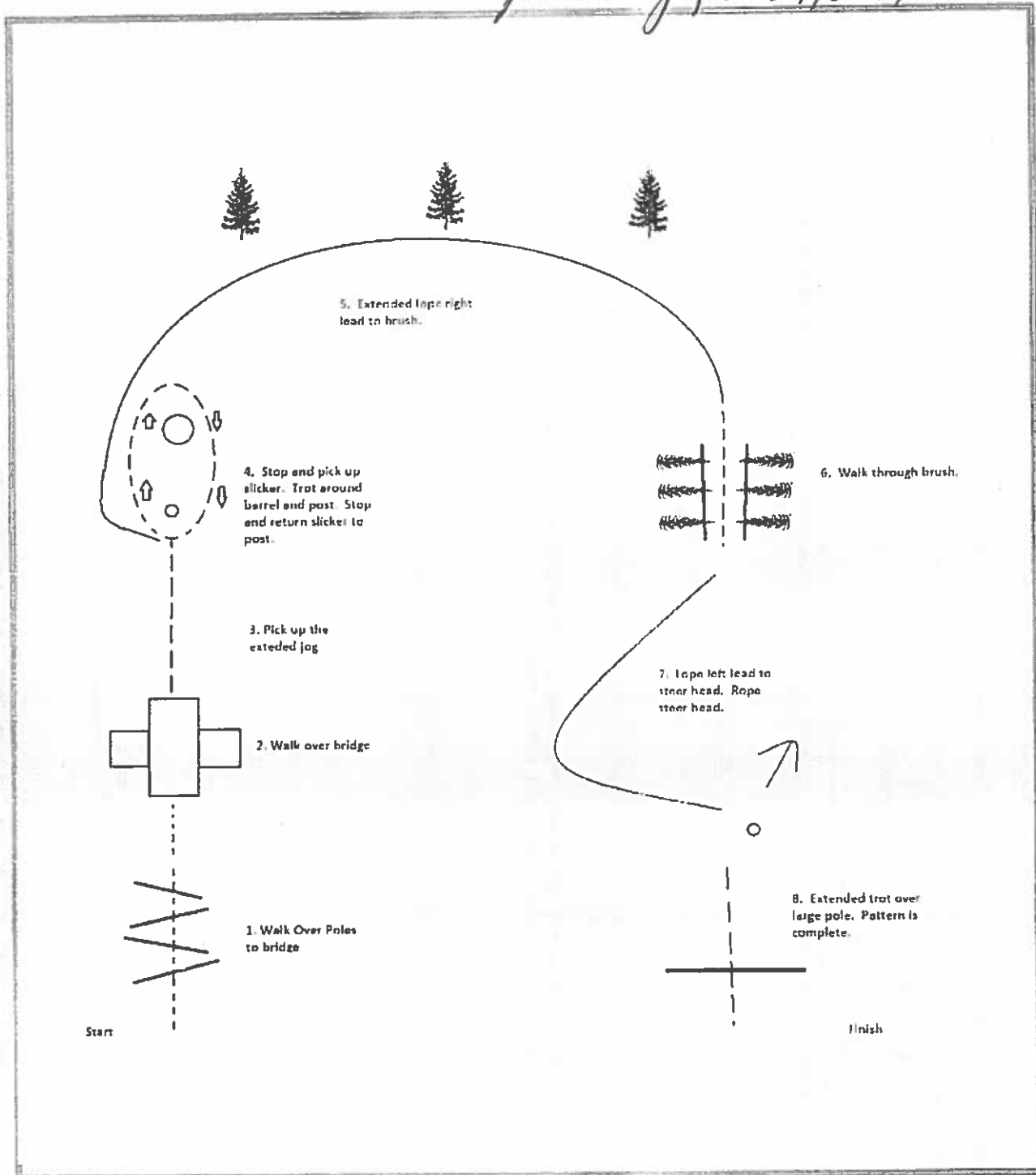
www.horseshowpatterns.com

www.horseshowpatterns.com

# Casino Classic

#116 Yth Ranch Trail--#117 NP Ranch Trail--#115 Ranch Trail

Show Date: *January 25-27, 2019*



Pattern Provided by:

*Your Judges*

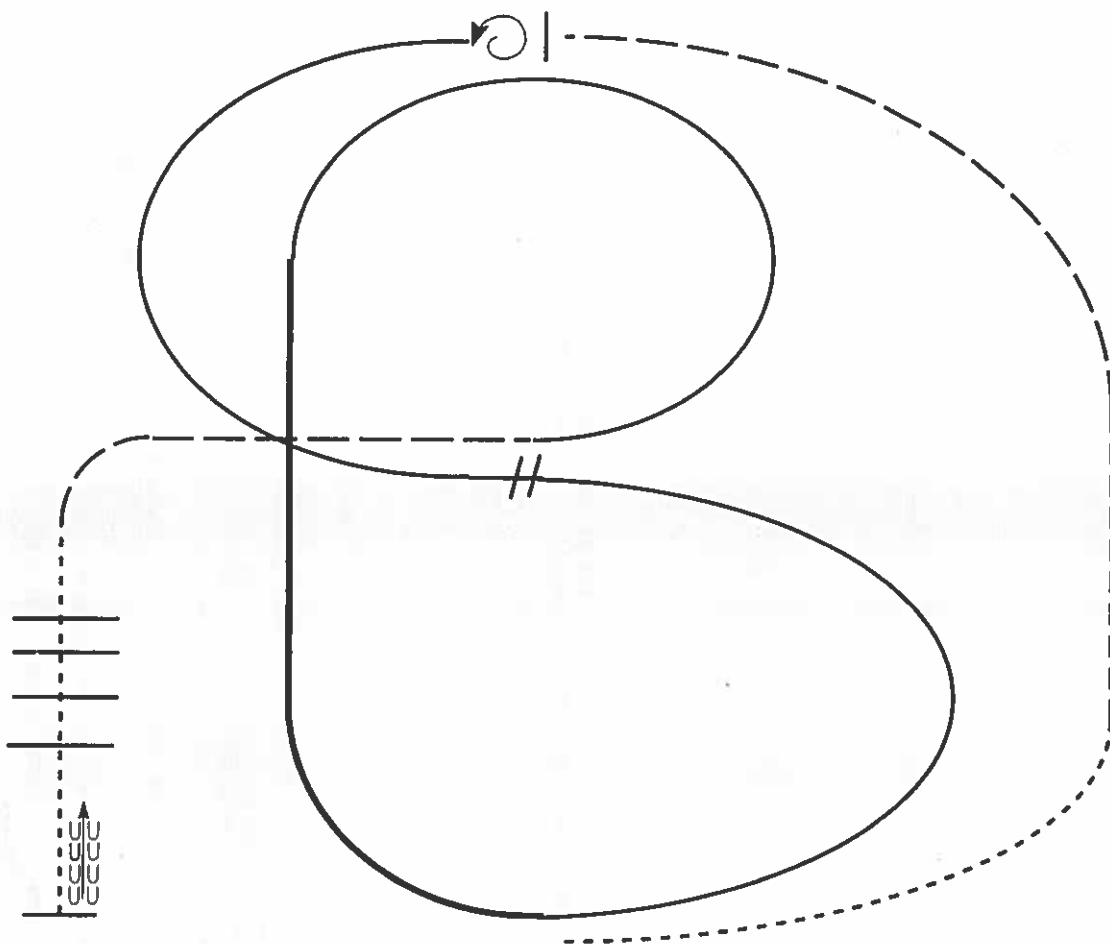
# Casino Classic

#122 Yth Ranch Riding--#120 NP Ranch Riding--#121K Ranch Riding

Show Date: *January 25-27, 2019*

www.horseshowpatterns.com

www.horseshowpatterns.com



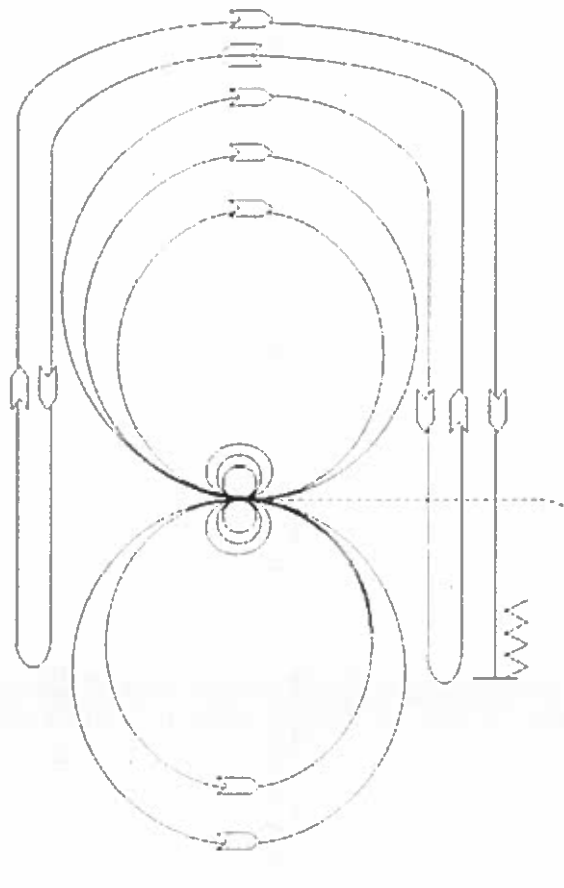
1. Walk
2. Trot
3. Extend the trot, at the top of the arena, stop
4. 360 degree turn to the left
5. Left lead 1/2 circle, lope to the center
6. Change leads (simple or flying)
7. Right lead 1/2 circle
8. Extended lope up the long side of arena (right lead)
9. Collect back to a lope around the top of the arena and back to center
10. Break down to an extended trot
11. Walk over poles.
12. Stop and back

Walk	-----
Jog	-----
Extended Jog	-----
Lope	-----
Lead Change	
Back	
Marker	

[RR/1]

Pattern Provided by:  
*Your Judges*

All  
Ranch  
Reining  
#123-#125



### RANCH REINING PATTERN 1

**Mandatory Markers along Fence or Wall:** The judge shall indicate with markers on arena fence or wall the center of the pattern.

**Ride pattern as follows:** Trot to center of arena and stop.

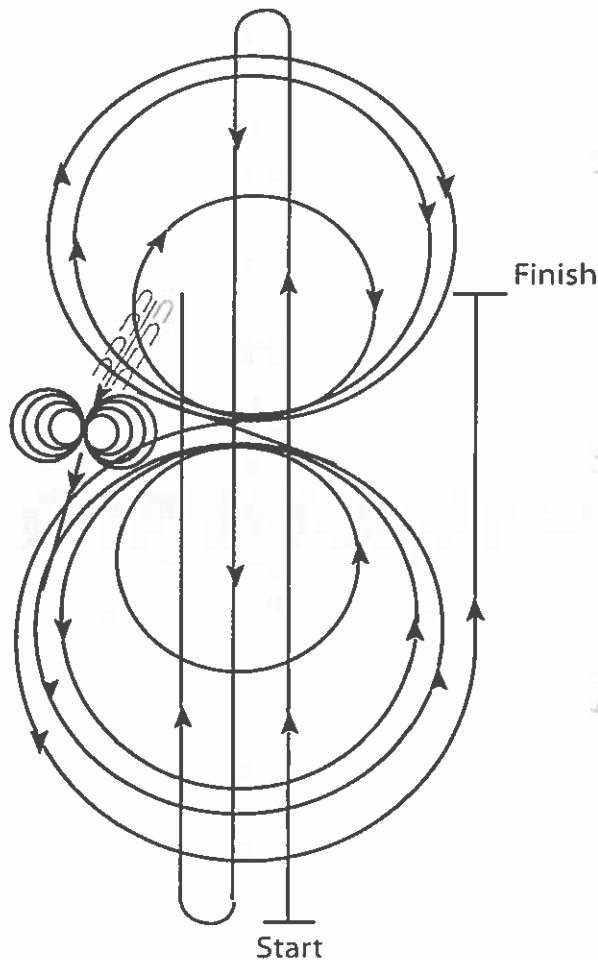
1. Complete 3 spins in one direction. Hesitate.
2. Complete 3 spins in the opposite direction. Hesitate.
3. Beginning on right lead, complete two large fast circles to the right. Change leads at center of arena.
4. Complete two large fast circles to the left. Change leads at center of arena.
5. Begin a large circle to the right but do not close this circle. Run down the right side of the arena past the center marker and do a left roll back at least 20 feet from the wall or fence, no hesitation.
6. Continue back around the previous circle but do not close this circle. Run down the left side of the arena past the center marker and do a right roll back at least 20 feet from the wall or fence, no hesitation.
7. Continue back around previous circle, but do not close this circle. Run down the right side of the arena past the center marker and do a sliding stop at least 20 feet from the wall or fence. Back up at least 10 feet. Hesitate to show completion of pattern.

# Casino Classic All Reining Classes 126-131

Show Date *January 25-27, 2019*

W W W . H O R S E S H O W P A T T E R N S . C O M

W W W . H O R S E S H O W P A T T E R N S . C O M



1. Run at speed to the far end of the arena past the end marker and do a left rollback - no hesitation.
2. Run to the opposite end of the arena past the end marker and do a right rollback - no hesitation.
3. Run past the center marker and do a sliding stop. Back up to center of the arena or at least ten feet (3m). Hesitate.
4. Complete four spins to the right.
5. Complete four and one quarter spins to the left so that horse is facing left wall or fence. Hesitate.
6. Beginning on the left lead, complete three circles to the left; the first circle large and fast; the second circle small and slow; the third circle large and fast. Change leads at the center of the arena.
7. Complete three circles to the right; the first circle large and fast; the second circle small and slow; the third circle large and fast. Change leads at the center of the arena.
8. Begin a large fast circle to the left but do not close this circle. Run straight up the right side of the arena past the center marker and do a sliding stop at least twenty feet (6.09 m) from wall or fence. Hesitate to demonstrate the completion of the pattern.  
Rider may drop bridle to the designated judge.

[R/AQHAP-1]

**Pattern Provided by:**  
*Your Judges*

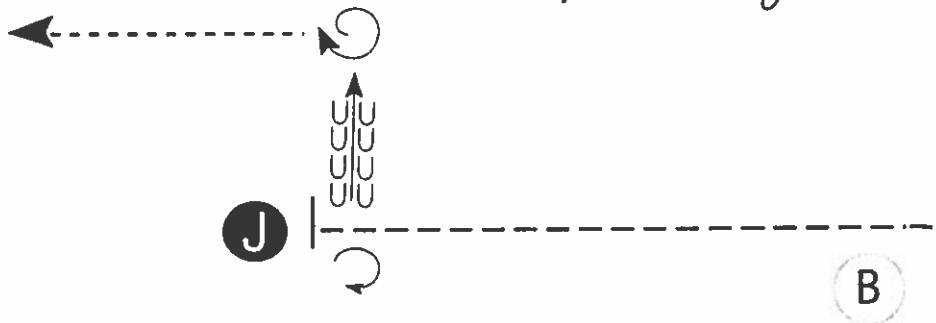
# Casino; Classic

## #145 English Showmanship - Youth

Show Date: May *January 15-27, 2019*

www.HorseShowPatterns.com

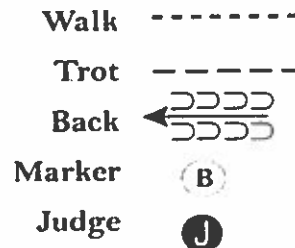
www.HorseShowPatterns.com



Be ready at A.

1. Trot from A to and around B and to Judge.
2. Stop and set up for inspection.
3. When dismissed, perform a 3/4 turn.
4. Back approximately 2 horse lengths.
5. Turn 1 1/4 turns.
6. Exit at a walk.

Follow the instructions of your ring steward.



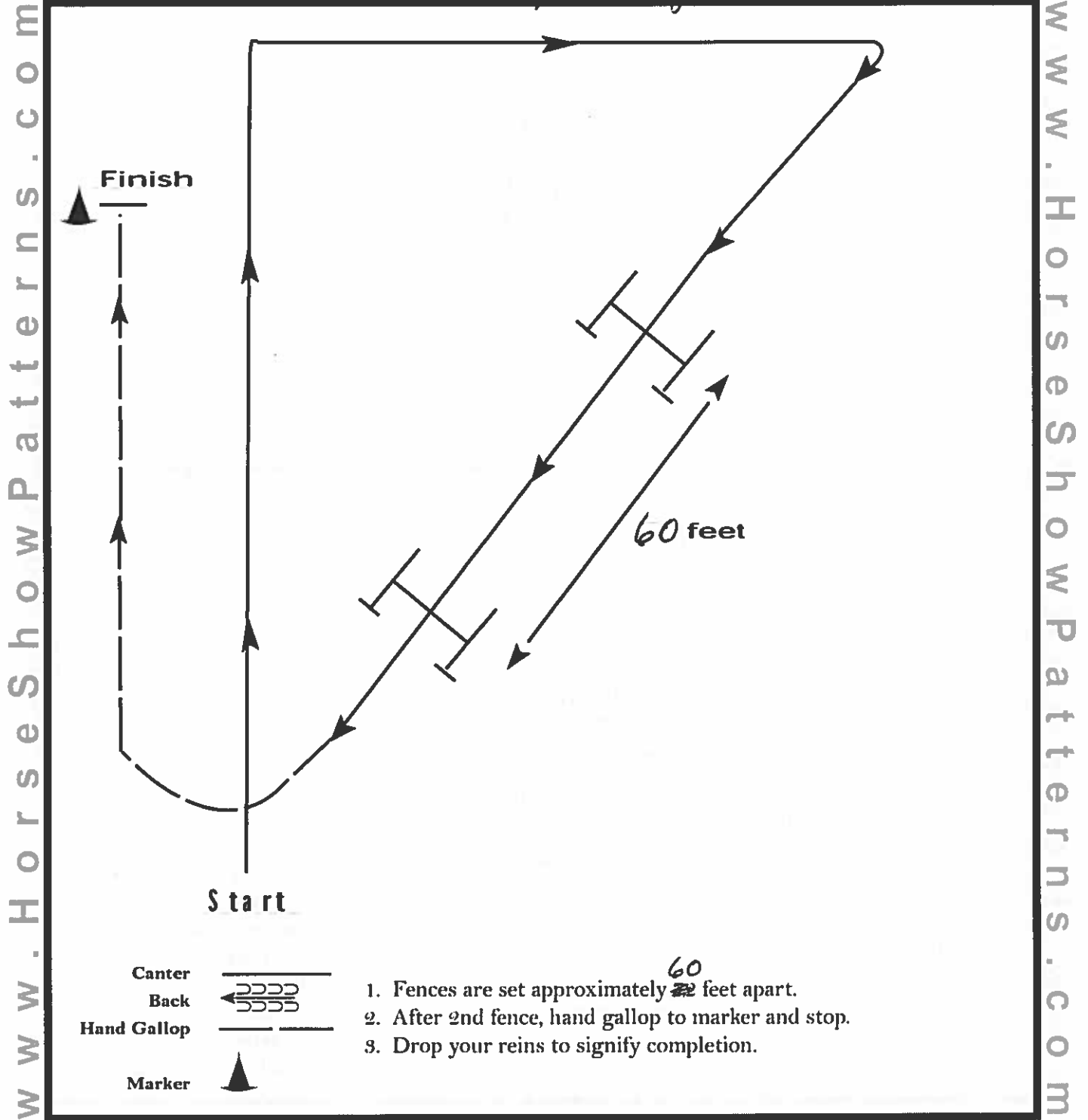
[S/3-38]

Pattern Provided by:  
*Your Judges*

# Casino Classic

*all* All Hunter Hack #147-149

Show Date: *January 25-27, 2019*



[HH/72-15]

Pattern Provided by:  
*Your Judges*

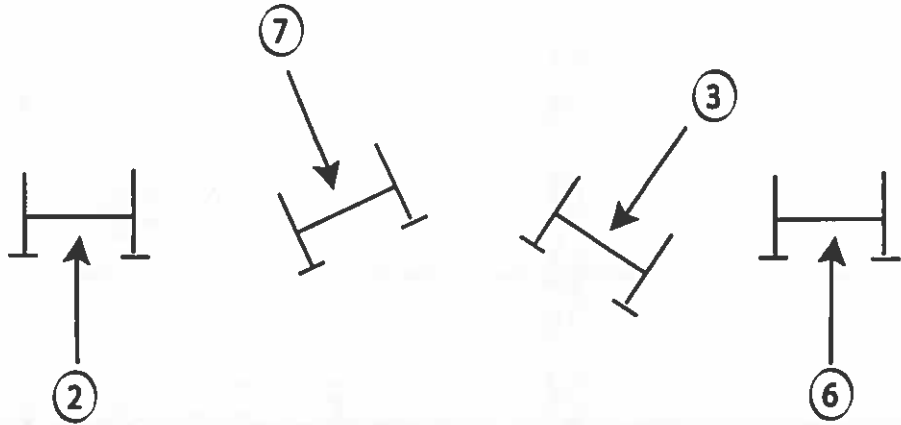
# Casino Classic

## ALL HS EQUITATION OVER FENCES #150 #151

Show Date: *January 25-27, 2019*

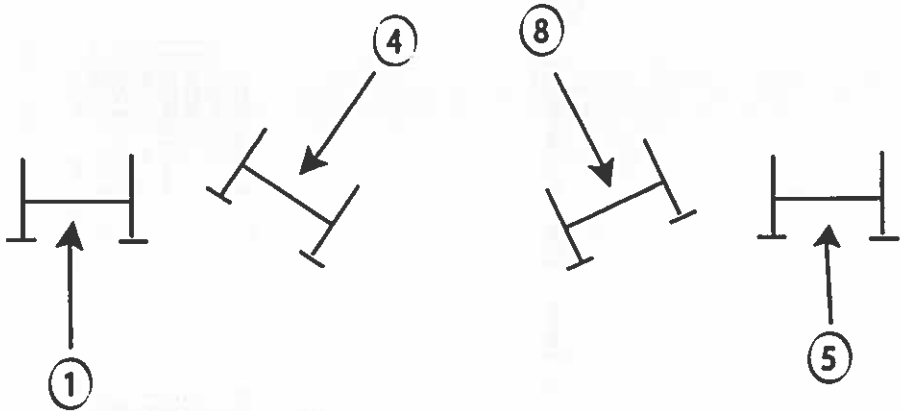
www.HorseShowPatterns.com

www.HorseShowPatterns.com



60 Feet

60 Feet



[WH/O-2]

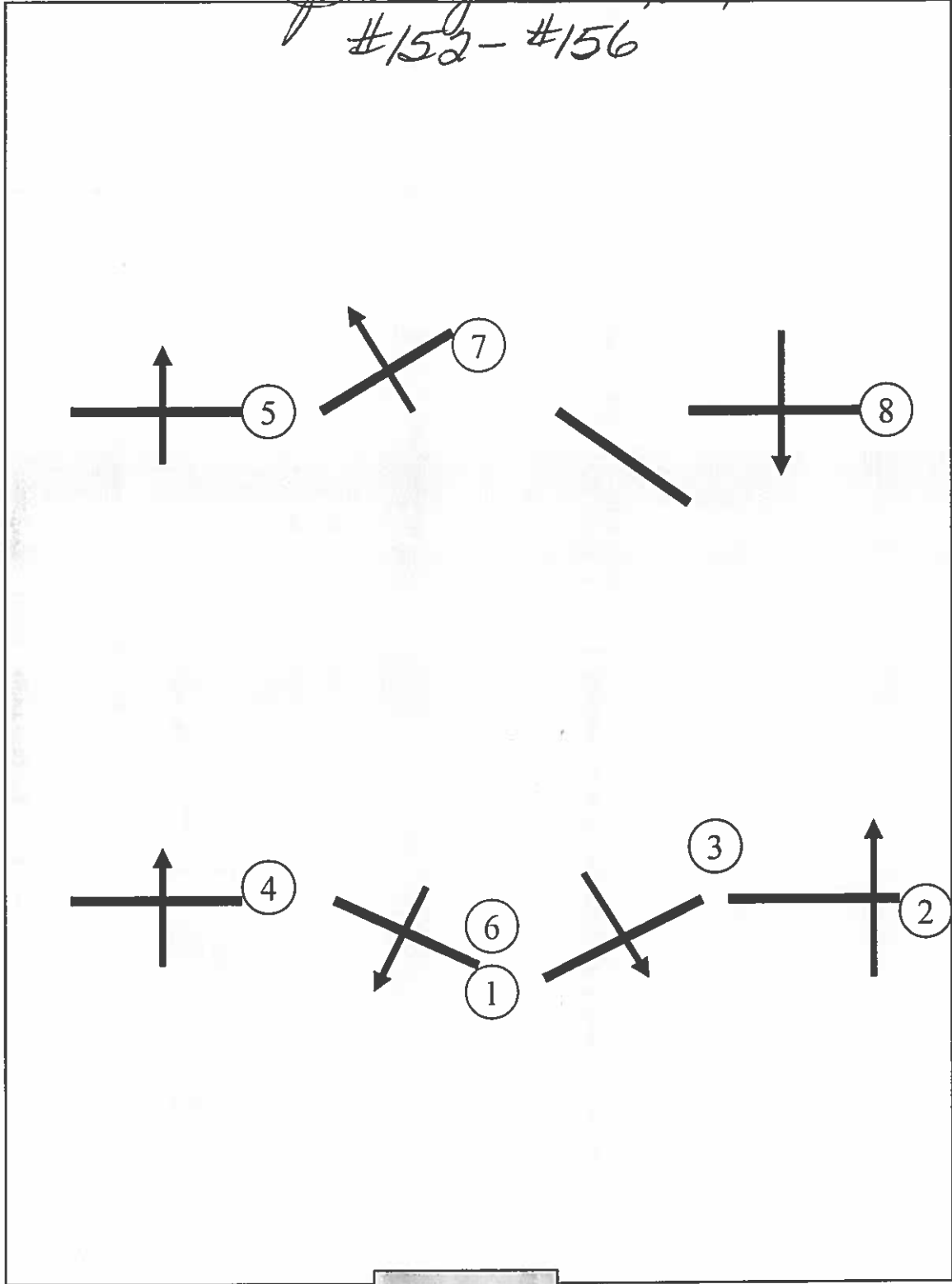
Pattern Provided by:  
*Your Judges*



# Casino Classic

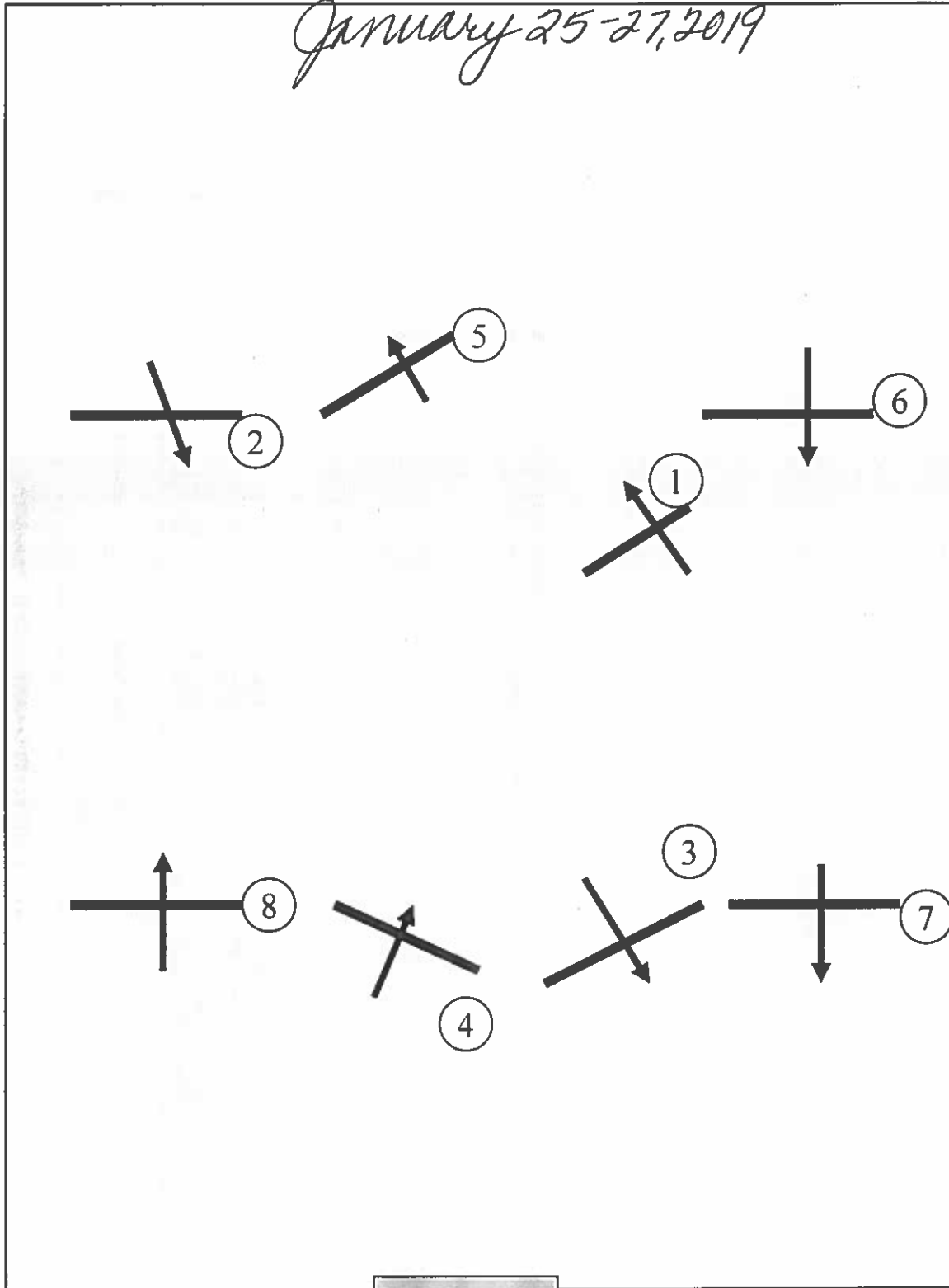
## All Working Hunter Classes

January 25-27, 2019  
#152 - #156



# Casino Classic All JUMPING Classes

January 25-27, 2019

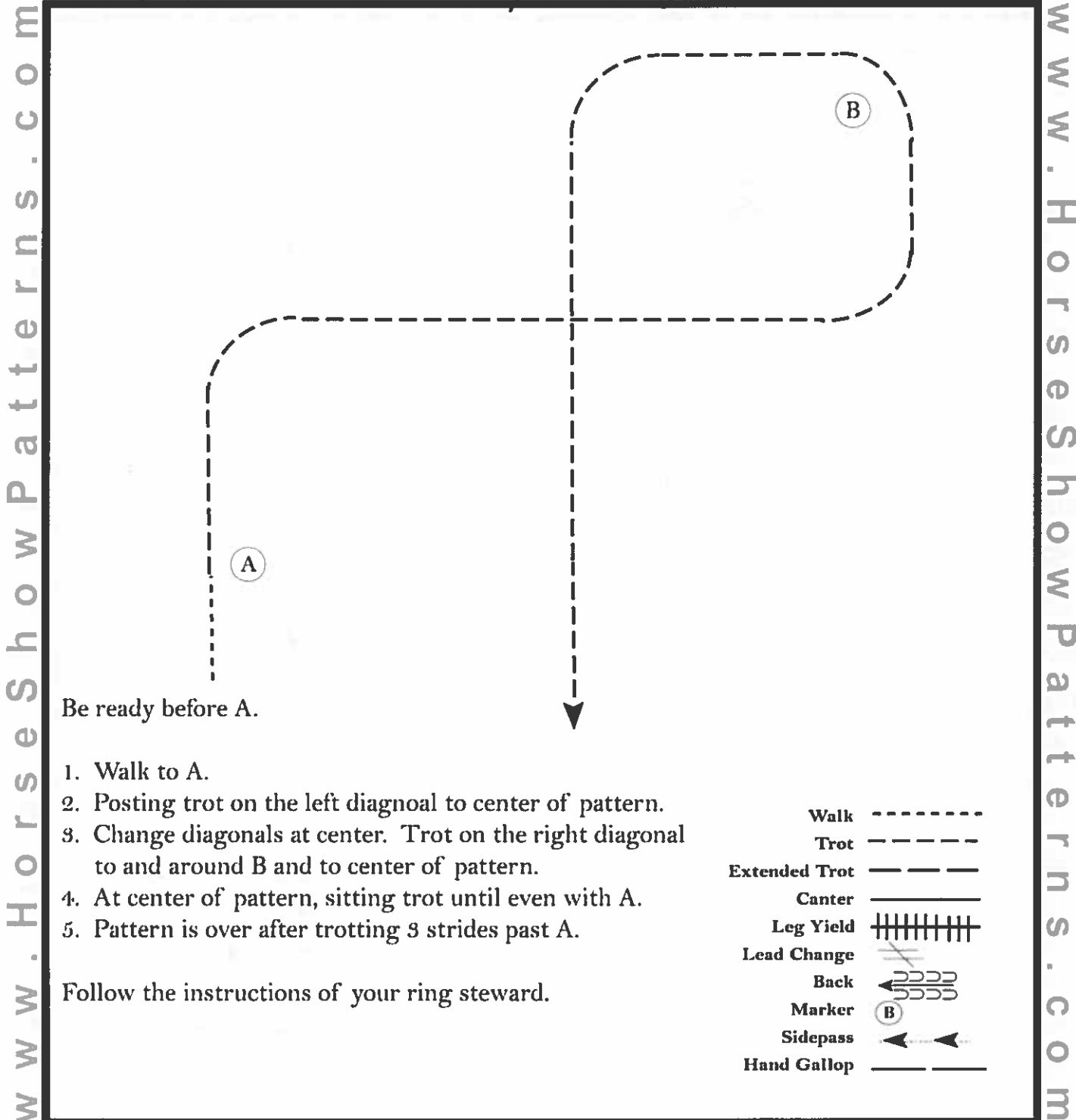


Jump off Fences to be determined at the Show

# Casino Classic

#161-~~11-18~~ 104U #165 11-18 **Walk Trot Hunt Seat Equitation**

#168 Non-Pro Show Date: January 25-27, 2019



Be ready before A.

1. Walk to A.
2. Posting trot on the left diagonal to center of pattern.
3. Change diagonals at center. Trot on the right diagonal to and around B and to center of pattern.
4. At center of pattern, sitting trot until even with A.
5. Pattern is over after trotting 3 strides past A.

Follow the instructions of your ring steward.

Walk	-----
Trot	- - - - -
Extended Trot	=====
Canter	—————
Leg Yield	
Lead Change	—/—
Back	←←←←←
Marker	⊙
Sidepass	←-----→
Hand Gallop	—————

[HSE/WT-66]

**Pattern Provided by:**  
*Your Judges*

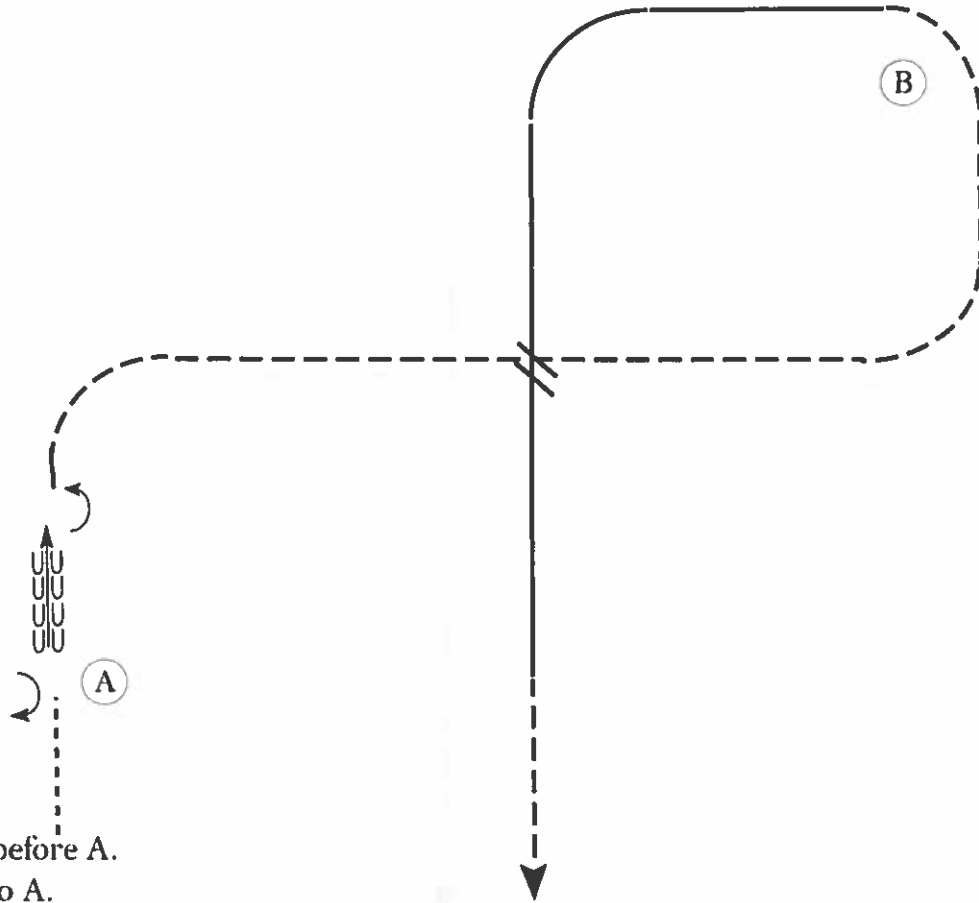
# Casino Classic

#162 35& Over--#163 Youth #164 Non Pro--#169 Masters

Show Date *January 25-27, 2019*

www.HorseShowPatterns.com

www.HorseShowPatterns.com



Be ready before A.

1. Walk to A.
2. Perform a 180 degree turn on the forehand right.
3. Back approximately one horse length.
4. Perform a 180 degree turn on the forehand left.
5. Posting trot on the left diagonal to center of pattern.
6. Change diagonals at center. Trot on the right diagonal to B.
7. Canter on the left lead to center of pattern.
8. Change leads at center. Canter on right lead until even with A.
9. Sitting trot when even with A. Pattern is over after trotting 3 strides past A.

Follow the instructions of your ring steward.

Walk	-----
Trot	- - - - -
Extended Trot	-----
Canter	=====
Leg Yield	
Lead Change	↖ ↗
Back	←←←←←
Marker	⊙
Sidepass	←←←←←
Hand Gallop	-----

[HSE/3-66]

**Pattern Provided by:**  
*Your Judges*

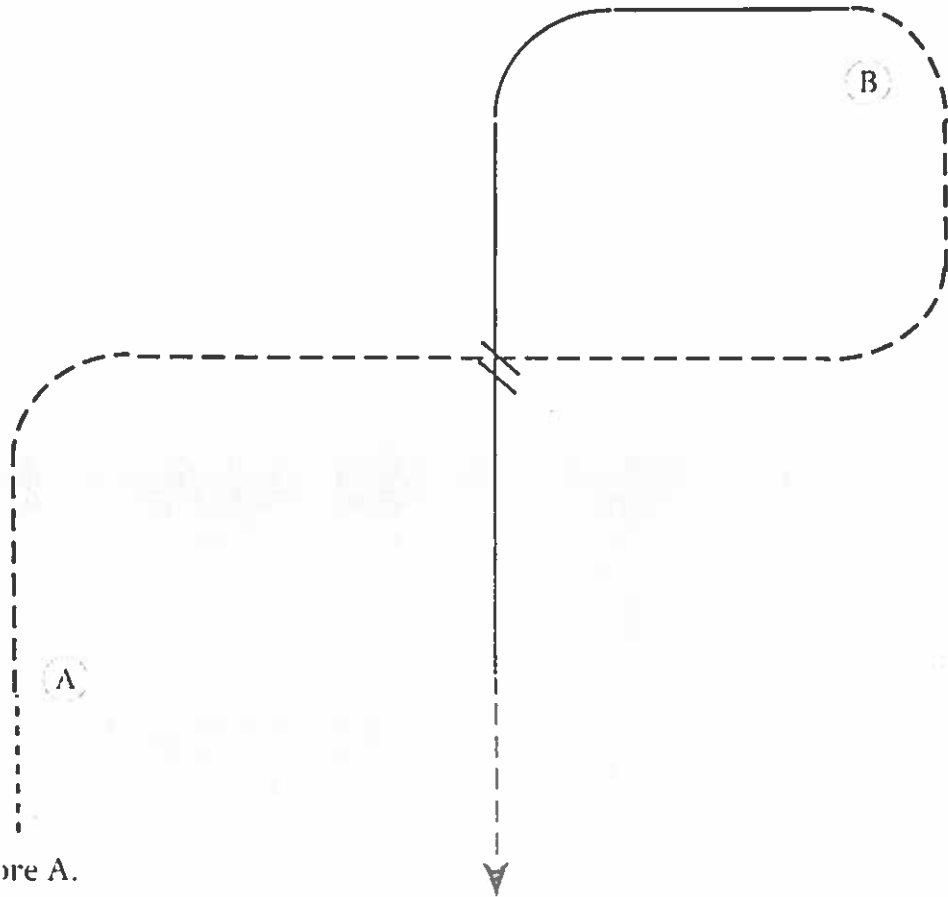
# HUNT SEAT EA Casino: Classic

#167Yth Novice--#166NP Novice--

Show Date: *January 25-27, 2019*

www.horsepatterns.com

www.horsepatterns.com



Be ready before A.

1. Walk to A.
2. Posting trot on the left diagonal to center of pattern.
3. Change diagonals at center. Trot on the right diagonal to B.
4. Canter on the left lead to center of pattern.
5. Change leads at center. Canter on right lead until even with A.
6. Sitting trot when even with A. Pattern is over after trotting 3 strides past A.

Walk	-----
Trot	- - - - -
Extended Trot	—————
Canter	—————
Leg Yield	
Lead Change	↙ ↘
Back	←←←←←
Marker	(B)
Sidepass	←←←
Hand Gallop	—————

Follow the instructions of your ring steward.

[HSE/2-66]

**Pattern Provided by:**  
*Your Judges*